

JHA & ASSOCIATES
CHARTERED ACCOUNTANTS

FORM NO. 10B

AUDIT REPORT UNDER SECTION 12A (b) OF THE INCOME-TAX ACT, 1961
IN THE CASE OF CHARITABLE OR RELIGIOUS TRUST OR INSTITUTION.

We have examined the annexed Balance Sheet of NIDAN, Regd. Office: 1A/12, New Patliputra Colony, Patna – 800013, Admin. Office: 304, Maurya Tower, Maurya Lok Complex, Patna – 800 001 as at 31ST March, 2022 and the Income & Expenditure Account for the year ended on that date which are in agreement with the books of account maintained by the said institution.

We have obtained all the information and explanations which to the best our knowledge were necessary for the purposes of the audit. In our opinion, proper books of account have been kept by the institution so far, as appears from our examination of the books.

In our opinion and to the best our information and according to the explanation given to us the said account gives a true and fair view: -

- i) In the case of the Balance Sheet of the state of affairs of the above named institution as at 31st March, 2022; and
- ii) In the case of the Income & Expenditure Account of the surplus of its accounting year ending on 31st March, 2022.

The prescribed particulars are annexed hereto.

Grand Plaza, Frazer Road
Patna, August 31, 2022



For Jha & Associates
Chartered Accountants
Firm Registration Number: 01195C


Partner

Membership Number: 079294
UDIN: 22079294ASWHLQ8943

JHA & ASSOCIATES
CHARTERED ACCOUNTANTS

NIDAN

REGD. OFFICE: 1A/12, NEW PATLIPUTRA COLONY, PATNA – 800013
ADMN. OFFICE: - 304, MAURYA TOWER, MAURYA LOK COMPLEX PATNA – 800 001

STATEMENT OF PARTICULARS

I. **Application of income for charitable or religious purposes:**

1. Amount of income of the previous year applied to charitable Or religious purposes in India during the year. : Rs.7,26,73,192/-
2. Whether the trust/institution has exercised the option under Clause (2) of the explanation to section 11(1)? If so, the Details of the amount of income deemed to have been applied To charitable or religious purposes in India during previous Year. : NIL
3. Amount of income accumulated or set apart/finally set apart For application to charitable or religious purposes, to the extent It does not exceed 15 per cent of the income derived from property Held under trust wholly /in part only for such purposes. : Rs. 40,87,379/-
4. Amount of income eligible for exemption under section 11(1) (c). Give Details : NIL
5. Amount of income, in addition to the amount referred to in Item 3 above, accumulated or set apart for specified purposes Under section 11 (2). : NIL
Whether the amount of income mentioned in item 5 above Has been invested or deposited in the manner laid down in Section 11 (2) (b)? If so, the details thereof. : N.A.
7. Whether any part of the income in respect of which on Option was exercised under clause (2) of the explanation To section 11(1) in any earlier year is deemed to be income of the previous year under section 11(1B). If so, the details thereof. : NIL
8. Whether, during the previous year, any part of income accumulated or set apart for specified purposes under section 11(2) in any earlier year –
 - a. has been applied for purposes other than charitable or religious purposes or has ceased to be accumulated or set apart for application thereto, or. : NIL
 - b. has ceased to remain invested in any security referred to in section 11 (2) (b)(i) or deposited in any account referred to in section 11(2) (b)(ii) or section 11(2)(b) : NIL



- c. has not been utilized for purposes for which it was accumulated or set apart during the year for which it was to be accumulated or set apart, or in the year immediately following the expiry thereof? If so, the details thereof. : NIL.

II. Application or use of income or property for the benefit of person referred to in section 13(3).

- a. Whether any part of the income or property of the trust institution Was lent, or continues to be lent in the previous year to any person Referred to in section (1B) (b) (hereinafter referred to in this annexure As such person)? If so, give details of the property and the amount of Rent or compensation charged, if any. : NIL.
- b. Whether any land, building or other property of the trust/institution Was made, or continued to be made available for the use of any such Person during the previous year? If so, give details of the property And the amount of rent or compensation charged, if any. : NIL.
- c. Whether any payment was made to any such person during the Previous year by way or salary, allowance or otherwise? If so, Project Honorarium Give details. : to Board Members: Rs.980000/-
Project Honorarium to Relative of Board Member: 9,26,000/-
- d. Whether the services of the trust/institution were made available To any person during the year? If so, give details thereof together With remuneration or compensation received, if any. : NIL.
- e. Whether any, share, security or other property was purchased by or On behalf of the trust/institution during the previous year from any Such person? If so, give details thereof together with the consideration Paid. : NIL.
- f. Whether any share, security or other property was sold by or on Behalf of the trust/institution during the previous year to any such Person? If so, give the details thereof together with the consideration Received. : NIL.
- g. Whether any income or property of the trust/institution was Diverted during the previous year in favour of any such person? If so, give details thereof with the amount of income or value of Property so diverted. : NIL.
- h. Whether the income or property of the trust/institution was used or Applied during the previous year for the benefit of any such person In any other manner? If so, give details. : NIL.



JHA & ASSOCIATES
CHARTERED ACCOUNTANTS

III. Investments held at any time during the previous year (s) in accordance
in which person referred to in section 13(3) have a substantial interest:

Sl.No.	Name and address Of the concern.	Whether the Concern is a Company, Number and Class of share Held.	Notional value of the invest- ment.	Income from the investm- ent	Whether the amount in Col.4 exceeded 5 per cent of the Capital of the concern during the previous year.
	NIL.	NIL.	NIL.	NIL.	NIL.

Grand Plaza, Frazer Road
Patna, August 31, 2022



For Jha & Associates
Chartered Accountants
Firm Registration Number: 01195C


A handwritten signature in blue ink, appearing to be "Ajay Kumar", written over the printed name of the partner.

Partner
Membership Number: 079294
UDIN: 22079294ASWHLQ8943

NIDAN
REGD.OFFICE:-1A/12, NEW PATLIPUTRA COLONY , PATNA-800 013
ADMN. OFFICE:-304, MAURYA TOWER, MAURYA LOK COMPLEX, PATNA- 800 001

BALANCE SHEET AS AT 31ST MARCH, 2022

FUND & LIABILITIES		Rs.....P.		ASSETS & PROPERTIES	Rs.....P.	
GENERAL FUND				FIXED ASSETS (AT COST)		
As per last account	32,22,180.61			(As Per Schedule-"A" Annexed)	78,99,699.83	
Addition/Adjustment during the year	<u>60,35,258.22</u>					
	92,57,438.83			Loan to Beneficiaries(RMK)		
Less: Depreciation				As Per Last Account	17,54,290.50	
(As Per Schedule - A)	<u>13,57,739.00</u>	78,99,699.83				
LOAN LIABILITY				LOANS & ADVANCES		
1 Loan in Anticipation of Grant	1,69,399.00			1 UNDP Project	56,245.00	42,11,118.98
2 Unsecured Loan	<u>4,34,900.00</u>	6,04,299.00		2 General Section	5,56,311.49	
				3 Nestle Project NFCRA	33,161.00	
				4 Skoll Foundation Project	4,51,156.49	
				5 NRC Project	1,24,548.00	
				6 Global Human Right Project	2,50,000.00	
				7 Holdeen India Project	4,79,750.00	
				8 Income Tax (Appeal)	7,87,089.00	
				9 JP Morgan Project	<u>14,72,858.00</u>	
REVOLVING FUND(LIC)						
As Per Last Account		1,19,724.00				
CURRENT LIABILITIES						
A. TDS PAYABLE				DEPOSIT		
1 Skoll Project	20,463.00			1 Rent	33,100.00	13,95,724.64
2 Syngenta Project	1,36,517.00			2 Telephone	2,000.00	
3 Nestle Project NFC	54,014.00			3 Electricity	19,800.00	
4 JP Morgan India Project	5,705.00			4 Earnest Money Deposit	6,33,875.00	
5 Tata Capital Financial Services Project	<u>7,546.00</u>	<u>2,24,245.00</u>		5 Security Deposit	<u>7,06,949.64</u>	
B. GST PAYABLE		55,832.85		TAX DEDUCTED AT SOURCE		
C. EXPENSES PAYABLE				As Per Last Account	3,68,348.43	3,85,955.43
1 Azim Premji Foundation	11,825.00			Add: During The Year	<u>58,883.00</u>	
2 Gain Project	5,21,107.35				4,27,231.43	
3 Globalgiving Project	14,550.00			Less : Received During The Year	<u>41,276.00</u>	
4 Nestle Project	1,72,000.52					
5 Skoll Foundation Project	1,13,344.00			GRANT RECEIVABLE		
6 Wetland Project	45,900.00			As Per Last Account	1,48,56,696.14	1,24,49,857.29
7 APMAS Project	84,047.00			Add : During The Year	<u>5,57,023.80</u>	
8 Apna Ghar Project	3,11,171.00				1,54,13,719.94	
9 BSACS Project	9,22,309.00			Less : Received/Adjusted During The Year	<u>29,63,862.65</u>	
10 CAF Project-NFCRA	3,50,228.00					
11 EK Koshish Project	13,000.00					
12 GRC Project	<u>3,90,561.00</u>					
CARRIED OVER	Rs. 29,50,042.87	2,80,077.85	86,23,722.83	CARRIED OVER	Rs. 2,80,96,646.67	



Arind Singh


FUND & LIABILITIES				Rs.....P.	ASSETS & PROPERTIES			Rs.....P.
BROUGHT FORWARD	Rs.	29,50,042.87	2,80,077.85	86,23,722.83	BROUGHT FORWARD	Rs.		2,80,96,646.67
13 Helpage Project		3,64,897.00						
14 Short Stay Home Project		6,68,412.00						
15 UNICEF Project		17,726.00						
16 NRC Project		15,92,812.00						
17 SPUR Project		8,00,095.00						
18 SWM Project		7,78,817.18						
19 INDIGO Project		9,90,058.00						
20 Remand Home Project		27,987.00						
21 CCS Project		42,700.00						
22 Skill Project (IDF)		19,600.00						
23 Tata Project		1,01,660.00						
24 Selco Project		1,83,975.00						
25 SISD Kanpur		17,000.00						
26 Nirmal Gram-TSC Project		1,69,827.00						
27 SWM Project(Bokaro)		1,73,240.00						
28 A4E Project		5,10,762.00						
29 UNDP-Mnrega Project		1,81,534.00						
30 WDC Project		1,53,069.00						
31 Recity Project		1,02,000.00						
32 Nestle Project NFCRA		18,50,578.00						
33 JP Morgan Project		2,53,676.00						
34 Plan International Inc		38,000.00						
35 General Section		10,47,078.83	1,30,35,546.88					
D. UNSPENT GRANT								
1 AAI		26,706.50						
2 AIF Education		30,490.12						
3 AIF Livelihood		4,48,950.00						
4 EC		40,000.00						
5 FNV		64,105.13						
6 FREEDOM FROM HUNGER		9,393.50						
7 GAIN		65,051.65						
8 GHR		2,63,707.00						
9 Global Giving		2,276.52						
10 HOLDEEN INDIA PROGRAMME		4,79,750.00						
11 Mamta		51,594.00						
12 Micro Insurance Academy		40,956.75						
13 Oxfame		8,392.00						
14 Plan International Inc		21,978.30						
15 Save the Children-EU		3,475.00						
16 Skoll Foundation		89,08,807.53						
CARRIED OVER	Rs.	1,04,65,634.00	1,33,15,624.73	86,23,722.83	CARRIED OVER			4,91,15,851.27



Ashad Syl

FUND & LIABILITIES				Rs.....P.	ASSETS & PROPERTIES				Rs.....P.
BROUGHT FORWARD					BROUGHT FORWARD				
	Rs.	1,04,65,634.00	1,33,15,624.73	86,23,722.83		Rs.			4,91,15,851.27
17	STREET NET PROJECT	36,313.64							
18	IGNOU	54,064.00							
19	TMI	8,598.00							
20	N.R Managemnet-GSF	8,05,276.22							
21	JP Morgan Pvt. Ltd	28,09,989.30							
22	Karo Sambhav	1,24,526.20							
23	GIVE INDIA	9,516.00							
24	Sponsorship	24,877.00							
25	CEE	31,424.06							
26	AKF	9,03,373.00							
27	TISS	500.00							
28	DRDA	1,21,214.00							
29	PHED	7,045.00							
30	PWESCR	6,473.00							
31	CAF-NFC	0.30							
32	Mahindra & Mahindra	1,33,544.00							
33	Social Welfare Department	232.00							
34	Nestle India Limited NFC	31,71,038.67							
35	Azim Premji Foundation	445.00	1,87,14,083.39	3,20,29,708.12					
Income & Expenditure Account									
	As Per Last Account		1,48,28,504.16						
	Adjustment during the year		66,46,990.45						
			81,81,513.71						
	Add : Surplus For The Year		2,80,906.61	84,62,420.32					
TOTAL: Rs				4,91,15,851.27	TOTAL: Rs				4,91,15,851.27

Grand Plaza, Frazer Road
Patna, August 31, 2022



Arind Singh



In terms of our separate report of even date
For Jha & Associates
Chartered Accountants
Firm Registration Number: 01195C


[Signature]
Partner

Membership Number: 079294

NIDAN
REGD.OFFICE:-1A/12, NEW PATLIPUTRA COLONY , PATNA
ADMN. OFFICE:-304, MAURYA TOWER, MAURYA LOK COMPLEX, PATNA- 800 001


INCOME AND EXPENDITURE ACCOUNT FOR THE YEAR ENDED 31ST MARCH, 2022

EXPENDITURE		Rs.....P.	INCOME		Rs.....P.
ACTIVITIES			UNSPENT GRANT		
A. SKOLL PROJECT			(Brought Forward from previous year)		3,14,51,162.68
Recurring Expenses			GRANT		
Cyclone Amphan Disaster Relief			1 From Skoll Foundation	92,01,811.00	
1 Administrative Support	35,212.80		2 From Syngenta India Limited	25,40,000.00	
2 Emergency Relief Kits	6,58,307.00		3 From Nestle India Limited	5,56,99,117.83	
3 Entitlements	1,06,342.00		4 From Azim Premji Foundation	10,42,000.00	
4 Livelihood Support	1,12,392.00		5 From JP Morgan India Pvt. Ltd	50,00,000.00	
Awareness of COVID-19 & Vaccination Support Programme			6 From Tech Mahindra Foundation	4,500.00	
1 Community Level Mobilization Expenses	9,52,588.00		7 From Watershed India	2,15,544.00	
2 Distribution of Mask	4,00,000.00		Less : Grant Receivable	2,15,543.60	0.40
3 IEC / Pamphlet	40,000.00		8 From Nabard	16,35,410.00	
4 Vehicles/Fuel/Decoration/Audio	3,20,000.00		Less : Grant Receivable	3,75,961.20	12,59,448.80
Awareness & Training on Public Support Program				7,47,46,878.03	
1 Distribution of Ration Kits for Needy People	4,85,000.00		Less: Capital Expenditure Transferred to Capital Fund	-	7,47,46,878.03
2 Celebration of International Woman's Day	50,850.00				
3 Technical Support for Public Welfare Programs	18,895.00		INTEREST FROM BANK		4,55,539.48
Covid 19 Outbreak Relief Efforts			INTEREST ON FIXED DEPOSIT		5,88,810.00
1 Materials/staff Time for Handcraft & Co-operative	11,56,183.70		OTHER RECEIPTS		
2 Materials/Staff Time for Waste Management Prog.	16,53,696.02		Interest on Tads Refund		3,294.00
3 Training of Waste Pickers and Health Security	12,66,946.00		EXPENSES RE-IMBURSEMENT		
Administration and Program Support Cost			Plan international		3,74,545.00
1 Program Manager	80,000.00		CAPITAL FUND		
2 Accountant	1,49,092.00		(Depreciation For The Year)		13,57,739.00
3 Printing & Stationery	48,637.00		GRANT RECEIVABLE		
4 Office Rent	10,000.00		1 UNDP	4,66,270.00	
5 Travel & Communication	4,368.00		2 NABARD	90,753.80	5,57,023.80
6 Bank Charge	8,336.98	75,56,846.50			
B SYNGENTA INDIA PROJECT					
Recurring Expenses					
1 Educate Farmers On Health, Hygiene & Safety	17,00,000.00				
2 Counselling On Health & Safe Use of Agro Chemical	2,10,000.00				
3 Public Awareness Van To Create Public Awareness	2,00,000.00				
4 Communication Activities & Miscellaneous Expense	2,00,000.00				
5 Project Management Cost	2,30,000.00	25,40,000.00			
CARRIED OVER	Rs.	1,00,96,846.50	CARRIED OVER	Rs.	10,95,34,991.99



Arind

EXPENDITURE		Rs.....P.	INCOME		Rs.....P.
BROUGHT FORWARD	Rs.	1,00,96,846.50	BROUGHT FORWARD	Rs.	10,95,34,991.99
C NESTLE INDIA PROJECT					
Recurring Expenses					
i Support Street Vendors & Informal Workers					
1 Cost of Ration kit	4,41,52,949.00				
2 Transportation & Admin Support Cost	23,20,220.00				
ii Project Serve Safe Food					
1 Designing Of Event Collaterals & Documentation	16,800.00				
2 Fostac Certificate, Data Entry & Coordination	2,93,854.00				
3 Mobilization Cost	17,25,154.00				
4 Training Kits	20,69,152.60				
5 Printing Charges- Backdrop, Certificates Etc.	2,45,165.70				
6 Training of Trainers (TOT)	25,000.00				
7 Trainers Honorarium	5,31,000.00				
8 Translation Cost	10,000.00				
9 Travel And Stay	3,83,436.56				
10 Training Tools (Audio, Video & Others)	3,60,800.00				
11 Venue Cost (Table, Chairs Water & Refreshment)	16,56,337.00				
12 Module Up gradation Cost	29,000.00				
13 Accountant	88,000.00				
14 Program Head	1,76,000.00				
15 Program Manager	3,52,000.00				
16 Organizational Overhead	7,22,803.30	5,51,57,672.16			
D AZIM PREMJI FOUNDATION					
Recurring Expenses					
1 Protection Material for Staff and Volunteers	1,825.00				
2 Dry Ration & Hygiene Kit	10,19,000.00				
3 Transportation Cost for Kit Distribution	10,730.00				
4 Daily Allowance & Local Travel	10,000.00	10,41,555.00			
E IGNOU PROJECT EXPENSES					
Recurring Expenses					
1 Campaign Secretariat	22,200.00				
2 Mobile Expenses	1,500.00				
3 Travel & Conveyance	6,000.00				
4 Bank Charges	556.54	30,256.54			
F EXPENSES AGAINST RE-IMBURSEMENT					
Plan International		3,52,612.70			
CARRIED OVER	Rs.	6,66,78,942.90	CARRIED OVER	Rs.	10,95,34,991.99



Handwritten signature/initials.




EXPENDITURE		Rs.....P.	INCOME		Rs.....P.
BROUGHT FORWARD			BROUGHT FORWARD		
G UNDP PROJECT EXPENSES					
Recurring Expenses					
1 Other Related Expenses for the Swachhta Kendras	3,51,270.00				
2 Bank Charges - Wetland Project	0.40				
3 Hiring of Resources for IP	1,15,000.00	4,66,270.40			
H JP MORGAN INDIA PROJECT EXPENSES					
Recurring Expenses					
i Business Recovery for Microenterprises and Street Vendors					
1 Monitoring and Evaluation	7,84,553.00				
2 Program Manager	5,70,000.00				
3 Field Coordinators	8,70,685.00				
4 FLWS	11,12,012.00				
5 Trainers Honorarium	3,23,000.00				
6 Audio/Visual Training Material	2,22,317.00				
7 Safety Kit for Microenterprises	6,66,336.00				
8 Outreach & Mobilisation through Awareness	3,44,308.00				
9 Support-Admin Accounts	3,30,789.70				
10 Associate Consultant Working on Collating Data	9,83,797.00				
11 Consultant in Charges of Partner Engagement	13,70,834.00				
12 Partner for Strategic Guidance	9,79,167.00				
13 Program Manager in Charges of End-to End Deliver	23,00,000.00				
14 Travel Allowance for Program Management	18,796.00				
15 Travel Related Expenses	2,27,054.00				
16 Program Manager Overall Responsible for Project	6,20,625.00				
17 Distribution of LPG Box to Entrepreneur	8,89,000.00				
18 Program Leads to Coordinate Multiple Streams	11,62,665.00				
19 Documentation Support Cost	25,000.00				
20 Frontline Implementation Workers to Work Closely	14,51,489.00				
ii Disaster Relief for Microbusinesses					
1 Ration Support	48,98,080.00				
2 Management Cost	1,01,920.00	2,02,52,427.70			
I NABARD PROJECT EXPENSES					
Recurring Expenses					
1 Handset Mobile/ Tablet, SIM, Data Pack	4,03,514.00				
2 Training & Master Data Collection	2,71,500.00				
3 Handholding / Monthly Uploads	5,76,965.00				
4 Project Management & Administration cost	8,923.60				
5 Printing Cost	24,300.00				
6 Incentive to Animators	65,000.00	13,50,202.60			
CARRIED OVER	Rs.	8,87,47,843.60	CARRIED OVER	Rs.	10,95,34,991.99



Abir Singh


EXPENDITURE		Rs.....P.	INCOME		Rs.....P.
BROUGHT FORWARD	Rs.	8,87,47,843.60	BROUGHT FORWARD	Rs.	10,95,34,991.99
J ROTARY PROJECT EXPENSES					
Recurring Expenses					
Training of Teachers for Upgrading of Primary School		60,000.00			
K ADMINISTRATIVE EXPENSES					
Recurring Expenses					
1 Audit Fees	1,00,200.00				
2 Bank Charge	32,660.25				
3 Office Expenses & Other Charges	1,97,487.00				
4 Interest on Loan	29,792.14				
5 Tender Expenses	5,000.00				
6 AGM Expenses	9,280.00	3,74,419.39			
L DEPRECIATION		13,57,739.00			
M UNSPENT GRANT					
1 AAI	26,706.50				
2 AIF Education	30,490.12				
3 AIF Livelihood	4,48,950.00				
4 EC	40,000.00				
5 FNV	64,105.13				
6 FREEDOM FROM HUNGER	9,393.50				
7 GAIN	65,051.65				
8 GHR	2,63,707.00				
9 Global Giving	2,276.52				
10 HOLDEEN INDIA PROGRAMME	4,79,750.00				
11 Mamta	51,594.00				
12 Micro Insurance Academy	40,956.75				
13 Oxfame	8,392.00				
14 Plan International Inc	21,978.30				
15 Save the Children-EU	3,475.00				
16 Skoll Foundation	89,08,807.53				
17 STREET NET PROJECT	36,313.64				
18 IGNOU	54,064.00				
19 TMI	8,598.00				
20 N.R Managemnet-GSF	8,05,276.22				
21 JP Morgan Pvt. Ltd	28,09,989.30				
22 Karo Sambhav	1,24,526.20				
23 GIVE INDIA	9,516.00				
24 Sponsorship	24,877.00				
CARRIED OVER	Rs.	1,43,38,794.36	CARRIED OVER	Rs.	10,95,34,991.99



Handwritten signature

EXPENDITURE			Rs.....P.	INCOME			Rs.....P.
BROUGHT FORWARD	Rs.	1,43,38,794.36	9,05,40,001.99	BROUGHT FORWARD	Rs.		10,95,34,991.99
25 CEE		31,424.06					
26 AKF		9,03,373.00					
27 TISS		500.00					
28 DRDA		1,21,214.00					
29 PHED		7,045.00					
30 PWESCR		6,473.00					
31 CAF-NFC		0.30					
32 Mahindra & Mahindra		1,33,544.00					
33 Social Welfare Department		232.00					
34 Nestle India Limited NFC		31,71,038.67					
35 Azim Premji Foundation		445.00	1,87,14,083.39				
N SURPLUS							
Excess of Income over Expenditure Transferred to Balance Sheet			2,80,906.61				
TOTAL	RS.		10,95,34,991.99	TOTAL	RS.		10,95,34,991.99

Grand Plaza, Frazer Road
Patna, August 31, 2022



Abind Vign



In terms of our separate report of even date

For Jha & Associates
Chartered Accountants
Firm Registration Number: 01195C

Partner

Membership Number: 079294


NIDAN
REGD.OFFICE:-1A/12, NEW PATLIPUTRA COLONY , PATNA
ADMN. OFFICE:-304, MAURYA TOWER, MAURYA LOK COMPLEX, PATNA- 800 001

RECEIPTS AND PAYMENTS ACCOUNT FOR THE YEAR ENDED 31ST MARCH, 2022

RECEIPTS	Rs.....P.	PAYMENTS	Rs.....P.
OPENING BALANCES (Unutilized Grant from Previous Year) Cash & Bank Balances (As Per Schedule B)	3,28,33,322.14	A. SKOLL PROJECT Recurring Expenses Cyclone Amphan Disaster Relief 1 Administrative Support 35,212.80 2 Emergency Relief Kits 6,58,307.00 3 Entitlements 1,06,342.00 4 Livelihood Support 1,12,392.00 Awareness of COVID-19 & Vaccination Support Programme 1 Community Level Mobilization Expenses 9,52,588.00 2 Distribution of Mask 4,00,000.00 3 IEC / Pamphlet 40,000.00 4 Vehicles/Fuel/Decoration/Audio 3,20,000.00 Awareness & Training on Public Support Program 1 Distribution of Ration Kits for Needy People 4,85,000.00 2 Celebration of International Woman's Day 50,850.00 3 Technical Support for Public Welfare Programs 18,895.00 Covid 19 Outbreak Relief Efforts 1 Materials/staff Time for Handcraft & Co-operative 11,56,183.70 2 Materials/Staff Time for Waste Management Prog. 16,53,696.02 3 Training of Waste Pickers and Health Security 12,66,946.00 Administration and Program Support Cost 1 Program Manager 80,000.00 2 Accountant 1,49,092.00 3 Printing & Stationery 48,637.00 4 Office Rent 10,000.00 5 Travel & Communication 4,368.00 6 Bank Charge 8,336.98	75,56,846.50
GRANT 1 From Skoll Foundation 92,01,811.00 2 From Syngenta India Limited 25,40,000.00 3 From Watershed India 2,15,544.00 4 From Nestle India Limited 5,56,99,117.83 5 From Azim Premji Foundation 10,42,000.00 6 From JP Morgan India Pvt. Ltd 50,00,000.00 7 From Tech Mahindra Foundation 4,500.00 8 From Nabard 16,35,410.00	7,53,38,382.83	B. SYNGENTA INDIA PROJECT Recurring Expenses 1 Educate Farmers On Health, Hygiene & Safety 17,00,000.00 2 Counselling On Health & Safe Use of Agro Chemicals 2,10,000.00 3 Public Awareness Van To Create Public Awareness 2,00,000.00 4 Communication Activities & Miscellaneous Expenses 2,00,000.00 5 Project Management Cost 2,30,000.00	25,40,000.00
OTHER RECEIPTS 1 Interest on Tads Refund 3,294.00	3,294.00		
EXPENSES RE-IMBURSEMENT 1 Plan international 3,74,545.00	3,74,545.00		
INTEREST FROM BANK	4,55,539.48		
INTEREST ON FIXED DEPOSIT	5,88,810.00		
SECURITY DEPOSIT RECEIPTS	3,51,270.00		
RECOVERY OF TAX DEDUCTED AT SOURCE	41,276.00		
TDS PAYABLE 1 Skoll Project 20,463.00 2 Syngenta Project 1,36,517.00 3 Nestle Project NFC 54,014.00 4 JP Morgan India Project 5,705.00	2,16,699.00		
CARRIED OVER	Rs. 11,02,03,138.45	CARRIED OVER	Rs. 1,00,96,846.50




RECEIPTS		Rs.....P.	PAYMENTS		Rs.....P.
BROUGHT FORWARD	Rs.	11,02,03,138.45	BROUGHT FORWARD	Rs.	1,00,96,846.50
EXPENSES PAYABLE			C NESTLE INDIA PROJECT		
1 Skoll Project	63,630.00		Recurring Expenses		
2 Plan Project	38,000.00		i Support Street Vendors & Informal Workers		
3 Nestle Project NFC	18,50,578.00		1 Cost of Ration kit	4,41,52,949.00	
4 Azim Premji Foundation	11,825.00		2 Transportation & Admin Support Cost	23,20,220.00	
5 JP Morgan India Project	2,53,676.00		ii Project Serve Safe Food		
6 General Project	18.00	22,17,727.00	1 Designing Of Event Collaterals & Documentation	16,800.00	
Recovery/Adjustment of Advance			2 Fostac Certificate, Data Entry & Coordination	2,93,854.00	
1 CAF Project	25,000.00		3 Mobilization Cost	17,25,154.00	
2 Nestle Project NFC	16,15,740.00		4 Training Kits	20,69,152.60	
3 JP Morgan India Project	14,56,094.00	30,96,834.00	5 Printing Charges- Backdrop, Certificates Etc.	2,45,165.70	
			6 Training of Trainers (TOT)	25,000.00	
			7 Trainers Honorarium	5,31,000.00	
			8 Translation Cost	10,000.00	
			9 Travel And Stay	3,83,436.56	
			10 Training Tools (Audio, Video & Others)	3,60,800.00	
			11 Venue Cost (Table, Chairs Water & Refreshment)	16,56,337.00	
			12 Module Up gradation Cost	29,000.00	
			13 Accountant	88,000.00	
			14 Program Head	1,76,000.00	
			15 Program Manager	3,52,000.00	
			16 Organizational Overhead	7,22,803.30	5,51,57,672.16
			D AZIM PREMJI FOUNDATION		
			Recurring Expenses		
			1 Protection Material for Staff and Volunteers	1,825.00	
			2 Dry Ration & Hygiene Kit	10,19,000.00	
			3 Transportation Cost for Kit Distribution	10,730.00	
			4 Daily Allowance & Local Travel	10,000.00	10,41,555.00
			E IGNOU PROJECT EXPENSES		
			Recurring Expenses		
			1 Campaign Secretariat	22,200.00	
			2 Mobile Expenses	1,500.00	
			3 Travel & Conveyance	6,000.00	
			4 Bank Charges	556.54	30,256.54
			F EXPENSES AGAINST RE-IMBURSEMENT		
			Plan International		3,52,612.70
CARRIED OVER	Rs.	11,55,17,699.45	CARRIED OVER	Rs.	6,66,78,942.90




Abind Singh

RECEIPTS	Rs.....P.	PAYMENTS	Rs.....P.
BROUGHT FORWARD	Rs.	BROUGHT FORWARD	Rs.
	11,55,17,699.45		6,66,78,942.90
		G UNDP PROJECT EXPENSES	
		Recurring Expenses	
		1 Other Related Expenses for the Swachhta Kendras	3,51,270.00
		2 Bank Charges - Wetland Project	0.40
		3 Hiring of Resources for IP	1,15,000.00
			4,66,270.40
		H JP MORGAN INDIA PROJECT EXPENSES	
		Recurring Expenses	
		i Business Recovery for Microenterprises and Street Vendors	
		1 Monitoring and Evaluation	7,84,553.00
		2 Program Manager	5,70,000.00
		3 Field Coordinators	8,70,685.00
		4 FLWS	11,12,012.00
		5 Trainers Honorarium	3,23,000.00
		6 Audio/Visual Training Material	2,22,317.00
		7 Safety Kit for Microenterprises	6,66,336.00
		8 Outreach & Mobilisation through Awareness	3,44,308.00
		9 Support-Admin Accounts	3,30,789.70
		10 Associate Consultant Working on Collating Data	9,83,797.00
		11 Consultant in Charges of Partner Engagement	13,70,834.00
		12 Partner for Strategic Guidance	9,79,167.00
		13 Program Manager in Charges of End-to End Delivery	23,00,000.00
		14 Travel Allowance for Program Management	18,796.00
		15 Travel Related Expenses	2,27,054.00
		16 Program Manager Overall Responsible for Project	6,20,625.00
		17 Distribution of LPG Box to Entrepreneur	8,89,000.00
		18 Program Leads to Coordinate Multiple Streams	11,62,665.00
		19 Documentation Support Cost	25,000.00
		20 Frontline Implementation Workers to Work Closely	14,51,489.00
		ii Disaster Relief for Microbusinesses	
		1 Ration Support	48,98,080.00
		2 Management Cost	1,01,920.00
			2,02,52,427.70
		I NABARD PROJECT EXPENSES	
		Recurring Expenses	
		1 Handset Mobile/ Tablet, SIM, Data Pack	4,03,514.00
		2 Training & Master Data Collection	2,71,500.00
		3 Handholding / Monthly Uploads	5,76,965.00
		4 Project Management & Administration cost	8,923.60
		5 Printing Cost	24,300.00
		6 Incentive to Animators	65,000.00
			13,50,202.60
CARRIED OVER	Rs.	CARRIED OVER	Rs.
	11,55,17,699.45		8,87,47,843.60



Arbiter Sign

RECEIPTS	Rs.....P.	PAYMENTS	Rs.....P.
BROUGHT FORWARD	Rs.	BROUGHT FORWARD	Rs.
	11,55,17,699.45	J ROTARY PROJECT EXPENSES	8,87,47,843.60
		Recurring Expenses	
		Training of Teachers for Upgrading of Primary School	60,000.00
		K ADMINISTRATIVE EXPENSES	
		Recurring Expenses	
		1 Audit Fees	1,00,200.00
		2 Bank Charge	32,660.25
		3 Office Expenses & Other Charges	1,97,487.00
		4 Interest on Loan	29,792.14
		5 Tender Expenses	5,000.00
		6 AGM Expenses	9,280.00
			3,74,419.39
		L TAX DEDUCTED AT SOURCE	58,883.00
		M SECURITY DEPOSIT WITH BRPLS	1,00,000.00
		N TDS PAYABLE	
		1 Skoll Project	31,034.00
		2 CAF Project	1,378.00
		3 Nestle Project NFC	17,638.00
		4 Tata Project	1,889.00
		5 JP Morgan India Project	1,37,790.00
		6 Oxfam Project	341.00
		7 General Project	4,218.00
			1,94,288.00
		O PF PAYABLE	
		1 Skoll Project	32,777.00
		2 Nabard Project	2,515.00
			35,292.00
		P EXPENSES PAYABLE	
		1 Skoll Project	2,70,867.00
		2 CAF Project	1,46,496.00
		3 Nestle Project	3,464.00
		4 Plan Project	42,000.00
		5 TCGF Project	1,068.00
		6 DBRC Project	624.00
		7 Nestle Project NFC	6,42,465.00
		8 IGNOU Project	14,700.00
		9 JP Morgan India Project	2,74,264.00
		10 Oxfam Project	2,200.00
CARRIED OVER	Rs.	CARRIED OVER	Rs.
	11,55,17,699.45		13,98,148.00
			8,95,70,725.99




Arvind Singh



RECEIPTS	Rs.....P.	PAYMENTS	Rs.....P.
BROUGHT FORWARD	11,55,17,699.45	BROUGHT FORWARD	8,95,70,725.99
		11 Nabard Project	2,29,306.00
		12 Karo Sambhav Project	1,76,300.00
		13 Pwescr Project	1,66,618.00
		14 Rotary Project	2,71,400.00
		15 GSF Project	2,80,600.00
		16 TMI Project	6,54,505.00
		17 BSACS PROJECT	7,000.00
		18 Kabaad Se Jugaad Project	3,723.00
		19 IL & FS Project	959.00
		20 MIC Project	567.00
		21 Freedom From Hunger Project	314.00
		22 General Project	1,32,309.86
		Q LOANS & ADVANCES	
		1 Nestle Project NFC	33,161.00
		2 JP Morgan India Project	14,72,858.00
		3 General Project	1,00,000.00
		R CLOSING BALANCE	
		Cash & Bank Balance	
		(As Per Schedule-B)	2,10,19,204.60
TOTAL	RS.	TOTAL	RS.
	11,55,17,699.45		11,55,17,699.45

Grand Plaza, Frazer Road
Patna, August 31, 2022



Abin Singh



Firm Registration Number: 01195C

Membership Number: 079294


In terms of our separate report of even date
For Jha & Associates
Chartered Accountants

Partner

NIDAN
REGD.OFFICE:-1A/12, NEW PATLIPUTRA COLONY , PATNA-800 013
ADMN. OFFICE:-304, MAURYA TOWER, MAURYA LOK COMPLEX, PATNA- 800 001



SCHEDULE:- A: FIXED ASSETS

SL No.	DESCRIPTION OF ASSETS	RATE OF DEPRECIATION	GROSS BLOCK			DEPRECIATION				NET BLOCK	
			AS ON 31.03.2021	DISPOSALS DURING THE YEAR	TOTAL	UP TO 31.03.2021	FOR THE YEAR	ELIMINATED ON DISPOSAL OF ASSETS	TOTAL	AS AT 31.03.2022	AS AT 31.03.2021
A.	AAI PROJECT										
1	Vehicle	15%	1,84,272.00	-	1,84,272.00	1,65,335.00	2,841.00	-	1,68,176.00	16,096.00	18,937.00
2	Camera	15%	38,786.00	-	38,786.00	30,193.00	1,289.00	-	31,482.00	7,304.00	8,593.00
3	Computer, UPS, Printer & Fax	40%	1,37,744.00	1,37,744.00	-	1,36,503.00	-	1,36,503.00	-	-	1,241.00
4	Furniture & Fixtures	10%	14,230.00	14,230.00	-	10,695.00	-	10,695.00	-	-	3,535.00
5	Fan	10%	2,816.00	2,816.00	-	2,172.00	-	2,172.00	-	-	644.00
6	Generator	15%	22,220.00	22,220.00	-	19,936.00	-	19,936.00	-	-	2,284.00
	TOTAL (A)	RS.	4,00,068.00	1,77,010.00	2,23,058.00	3,64,834.00	4,130.00	1,69,306.00	1,99,658.00	23,400.00	35,234.00
B.	CRY PROJECT										
1	Furniture & Fixtures	10%	2,150.00	2,150.00	-	1,659.00	-	1,659.00	-	-	491.00
2	Dari	10%	900.00	900.00	-	694.00	-	694.00	-	-	206.00
3	Almirah	10%	4,800.00	4,800.00	-	3,703.00	-	3,703.00	-	-	1,097.00
4	Box	10%	5,980.00	5,980.00	-	4,613.00	-	4,613.00	-	-	1,367.00
5	Moped	15%	41,562.00	41,562.00	-	37,290.00	-	37,290.00	-	-	4,272.00
	TOTAL (B)	RS.	55,392.00	55,392.00	-	47,959.00	-	47,959.00	-	-	7,433.00
C.	HOLDEEN INDIA PROJECT										
1	Camera	15%	28,645.00	28,645.00	-	25,701.00	-	25,701.00	-	-	2,944.00
2	Cannon Automatic Photo Copier	15%	86,624.00	-	86,624.00	77,721.00	1,335.00	-	79,056.00	7,568.00	8,903.00
3	Computer	40%	1,94,498.00	1,94,498.00	-	1,94,496.00	-	1,94,496.00	-	-	2.00
4	Furniture & Fixtures	10%	77,180.00	-	77,180.00	59,524.00	1,766.00	-	61,290.00	15,890.00	17,656.00
5	Music System	15%	7,640.00	7,640.00	-	6,855.00	-	6,855.00	-	-	785.00
6	Office Equipment	15%	1,28,263.73	-	1,28,263.73	1,15,083.00	1,977.00	-	1,17,060.00	11,203.73	13,180.73
7	VCP-R	15%	7,700.00	7,700.00	-	6,908.00	-	6,908.00	-	-	792.00
8	Motor Cycle	15%	40,679.00	40,679.00	-	36,498.00	-	36,498.00	-	-	4,181.00
	TOTAL (C)	RS.	5,71,229.73	2,79,162.00	2,92,067.73	5,22,786.00	5,078.00	2,70,458.00	2,57,406.00	34,661.73	48,443.73
D.	F.N.V. PROJECT										
1	Computer System	40%	1,48,659.00	1,48,659.00	-	1,48,657.00	-	1,48,657.00	-	-	2.00
2	EPBAX	15%	23,500.00	23,500.00	-	21,084.00	-	21,084.00	-	-	2,416.00
3	Xerox Machine	15%	1,25,000.00	-	1,25,000.00	1,12,154.00	1,927.00	-	1,14,081.00	10,919.00	12,846.00
4	Furniture	10%	47,070.00	-	47,070.00	36,302.00	1,077.00	-	37,379.00	9,691.00	10,768.00
	TOTAL (D)	RS.	3,44,229.00	1,72,159.00	1,72,070.00	3,18,197.00	3,004.00	1,69,741.00	1,51,460.00	20,610.00	26,032.00




Agind Singh

E.	FORD FOUNDATION										
1	Computer	40%	1,74,957.00	1,74,957.00	-	1,74,955.00	-	1,74,955.00	-	-	2.00
2	Scooty	15%	1,00,000.00	-	1,00,000.00	89,724.00	1,541.00	-	91,265.00	8,735.00	10,276.00
3	Vehicle	15%	8,15,800.00	-	8,15,800.00	7,31,961.00	12,576.00	-	7,44,537.00	71,263.00	83,839.00
	Finance Management										
4	Software	40%	43,000.00	43,000.00	-	42,999.00	-	42,999.00	-	-	1.00
5	Furniture & Fixtures	10%	34,834.85	-	34,834.85	26,789.00	805.00	-	27,594.00	7,240.85	8,045.85
	TOTAL (E)	RS.	11,68,591.85	2,17,957.00	9,50,634.85	10,66,428.00	14,922.00	2,17,954.00	8,63,396.00	87,238.85	1,02,163.85
F.	PACS PROGRAMME										
1	Computer, Printer & UPS	40%	3,18,760.80	3,18,760.80	-	3,18,598.00	-	3,18,598.00	-	-	162.80
2	Camera	15%	6,160.00	6,160.00	-	4,733.00	-	4,733.00	-	-	1,427.00
3	Inverter	15%	32,200.00	-	32,200.00	25,534.00	1,000.00	-	26,534.00	5,666.00	6,666.00
4	Cycle	15%	45,798.00	-	45,798.00	36,697.95	1,365.00	-	38,062.95	7,735.05	9,100.05
5	Furniture & Fixtures	10%	41,370.00	-	41,370.00	25,343.00	1,603.00	-	26,946.00	14,424.00	16,027.00
6	Motor Cycle	15%	2,06,677.00	-	2,06,677.00	1,67,824.00	5,828.00	-	1,73,652.00	33,025.00	38,853.00
	TOTAL (F)	RS.	6,50,965.80	3,24,920.80	3,26,045.00	5,78,729.95	9,796.00	3,23,331.00	2,65,194.95	60,850.05	72,235.85
G.	NOVIB PROJECT										
1	Computer - Laptop	40%	1,21,500.00	1,21,500.00	-	1,21,498.00	-	1,21,498.00	-	-	2.00
2	LCD Projector	15%	1,73,700.00	1,73,700.00	-	1,73,691.00	-	1,73,691.00	-	-	9.00
3	Furniture	10%	61,890.00	-	61,890.00	47,732.00	1,416.00	-	49,148.00	12,742.00	14,158.00
4	Xerox Machine	15%	1,49,484.00	-	1,49,484.00	1,32,766.00	2,508.00	-	1,35,274.00	14,210.00	16,718.00
5	Fax Machine	15%	14,400.00	14,400.00	-	12,920.00	-	12,920.00	-	-	1,480.00
	TOTAL (G)	RS.	5,20,974.00	3,09,600.00	2,11,374.00	4,88,607.00	3,924.00	3,08,109.00	1,84,422.00	26,952.00	32,367.00
H.	AIF PROJECT										
1	Motor Cycle	15%	1,26,052.00	-	1,26,052.00	1,12,428.00	2,044.00	-	1,14,472.00	11,580.00	13,624.00
2	Computer	40%	37,998.00	37,998.00	-	37,996.00	-	37,996.00	-	-	2.00
3	Furniture & Fixtures	10%	23,178.00	-	23,178.00	16,960.00	622.00	-	17,582.00	5,596.00	6,218.00
	Recyclable Pooling &										
4	Segregation Facilities	15%	2,83,907.00	-	2,83,907.00	2,46,317.00	5,639.00	-	2,51,956.00	31,951.00	37,590.00
5	Shed Varmi Compost	100%	1,01,633.00	-	1,01,633.00	1,01,633.00	-	-	1,01,633.00	-	-
6	Rickshaw Trolley	15%	12,97,485.00	-	12,97,485.00	11,67,546.00	19,491.00	-	11,87,037.00	1,10,448.00	1,29,939.00
7	Tools & Equipment	15%	78,600.00	-	78,600.00	65,647.00	1,943.00	-	67,590.00	11,010.00	12,953.00
8	Camera	15%	37,900.00	-	37,900.00	27,602.00	1,545.00	-	29,147.00	8,753.00	10,298.00
	TOTAL (H)	RS.	19,86,753.00	37,998.00	19,48,755.00	17,76,129.00	31,284.00	37,996.00	17,69,417.00	1,79,338.00	2,10,624.00
I.	ABN AMRO PROJECT										
1	Computer	40%	2,13,773.00	2,13,773.00	-	2,13,766.00	-	2,13,766.00	-	-	7.00
2	Furniture & Fixture	10%	12,938.00	12,938.00	-	9,814.00	-	9,814.00	-	-	3,124.00
	TOTAL (I)	RS.	2,26,711.00	2,26,711.00	-	2,23,580.00	-	2,23,580.00	-	-	3,131.00
J.	GLOBAL HUMAN RIGHTS										
1	Computer	40%	25,650.00	25,650.00	-	25,649.00	-	25,649.00	-	-	1.00
2	Furniture & Fixture	10%	6,450.00	6,450.00	-	4,975.00	-	4,975.00	-	-	1,475.00
	TOTAL (J)	RS.	32,100.00	32,100.00	-	30,624.00	-	30,624.00	-	-	1,476.00




K.	WATER AID PROJECT										
1	Motor Cycle & Scooty	15%	1,66,654.00	-	1,66,654.00	1,28,814.00	5,676.00	-	1,34,490.00	32,164.00	37,840.00
2	Computer & Laptop	40%	1,25,890.00	1,25,890.00	-	1,24,958.00	-	1,24,958.00	-	-	932.00
3	GPRS	15%	13,100.00	13,100.00	-	9,215.50	-	9,215.50	-	-	3,884.50
4	Digital Camera	15%	24,740.00	24,740.00	-	19,555.00	-	19,555.00	-	-	5,185.00
	TOTAL (K)	RS.	3,30,384.00	1,63,730.00	1,66,654.00	2,82,542.50	5,676.00	1,53,728.50	1,34,490.00	32,164.00	47,841.50
L	Plan International										
1	Computer	40%	4,38,658.00	-	4,38,658.00	3,80,688.00	23,188.00	-	4,03,876.00	34,782.00	57,970.00
2	Furniture & Fixture	10%	1,94,996.00	-	1,94,996.00	1,02,951.00	9,205.00	-	1,12,156.00	82,840.00	92,045.00
3	Motor Cycle	15%	2,77,774.00	-	2,77,774.00	2,26,455.00	7,698.00	-	2,34,153.00	43,621.00	51,319.00
4	Laptop	40%	1,27,150.00	1,27,150.00	-	1,27,017.00	-	1,27,017.00	-	-	133.00
5	Almirah	10%	49,920.00	-	49,920.00	33,716.00	1,620.00	-	35,336.00	14,584.00	16,204.00
6	Fogging Machine	15%	87,580.00	-	87,580.00	67,296.00	3,043.00	-	70,339.00	17,241.00	20,284.00
7	Camera	15%	1,01,950.00	-	1,01,950.00	58,773.00	6,477.00	-	65,250.00	36,700.00	43,177.00
8	Projector/Picco Device	15%	1,23,669.00	-	1,23,669.00	76,863.50	7,021.00	-	83,884.50	39,784.50	46,805.50
9	Printer	40%	40,470.00	40,470.00	-	31,769.00	-	31,769.00	-	-	8,701.00
10	Generator	15%	82,600.00	-	82,600.00	66,339.00	2,439.00	-	68,778.00	13,822.00	16,261.00
11	Software	40%	13,550.00	13,550.00	-	13,505.00	-	13,505.00	-	-	45.00
12	Xerox Machine	15%	89,250.00	-	89,250.00	64,930.00	3,648.00	-	68,578.00	20,672.00	24,320.00
13	Water Cooler	15%	55,489.00	-	55,489.00	35,065.00	3,064.00	-	38,129.00	17,360.00	20,424.00
14	Tablet Samsung	40%	79,740.00	-	79,740.00	62,516.00	6,890.00	-	69,406.00	10,334.00	17,224.00
15	Inverter	15%	53,200.00	-	53,200.00	33,574.00	2,944.00	-	36,518.00	16,682.00	19,626.00
	TOTAL (L)	RS.	18,15,996.00	1,81,170.00	16,34,826.00	13,81,457.50	77,237.00	1,72,291.00	12,86,403.50	3,48,422.50	4,34,538.50
M	SAVE THE CHILDREN										
1	Camera	15%	87,594.00	-	87,594.00	80,478.00	1,067.00	-	81,545.00	6,049.00	7,116.00
2	Furniture & Fixture	10%	22,700.00	22,700.00	-	18,422.00	-	18,422.00	-	-	4,278.00
3	Computer-Laptop-Hard Disk	40%	99,406.00	99,406.00	-	99,269.00	-	99,269.00	-	-	137.00
	TOTAL (M)	RS.	2,09,700.00	1,22,106.00	87,594.00	1,98,169.00	1,067.00	1,17,691.00	81,545.00	6,049.00	11,531.00
N	CBHI										
1	Motor Cycle	15%	87,775.00	-	87,775.00	74,188.00	2,038.00	-	76,226.00	11,549.00	13,587.00
2	Computer-Laptop	40%	1,70,950.00	1,70,950.00	-	1,70,924.00	-	1,70,924.00	-	-	26.00
3	Mobile Phones	15%	22,600.00	22,600.00	-	18,360.00	-	18,360.00	-	-	4,240.00
	TOTAL (N)	RS.	2,81,325.00	1,93,550.00	87,775.00	2,63,472.00	2,038.00	1,89,284.00	76,226.00	11,549.00	17,853.00
O	MAMTA										
1	Furniture & Fixture	10%	59,889.00	-	59,889.00	41,439.00	1,845.00	-	43,284.00	16,605.00	18,450.00
2	Computer-Laptop	40%	30,000.00	30,000.00	-	29,996.00	-	29,996.00	-	-	4.00
	TOTAL (O)	RS.	89,889.00	30,000.00	59,889.00	71,435.00	1,845.00	29,996.00	43,284.00	16,605.00	18,454.00
P	CORE AID										
1	Attendance Device	15%	34,876.00	34,876.00	-	29,478.00	-	29,478.00	-	-	5,398.00
2	Computer	40%	29,500.00	29,500.00	-	29,496.00	-	29,496.00	-	-	4.00
	TOTAL (P)	RS.	64,376.00	64,376.00	-	58,974.00	-	58,974.00	-	-	5,402.00



Abir Singh




Q	ACTIONAID-IPAP										
1	Scooty	15%	30,495.00	30,495.00	-	25,774.00	-	25,774.00	-	-	4,721.00
	TOTAL (Q)	RS.	30,495.00	30,495.00	-	25,774.00	-	25,774.00	-	-	4,721.00
R	AIF-MAST										
1	Camera	15%	13,790.00	13,790.00	-	10,387.00	-	10,387.00	-	-	3,403.00
2	Computer	40%	2,83,417.50	2,83,417.50	-	2,83,121.00	-	2,83,121.00	-	-	296.50
3	Furniture & Fixture	10%	54,072.00	-	54,072.00	34,430.40	1,964.00	-	36,394.40	17,677.60	19,641.60
	TOTAL (R)	RS.	3,51,279.50	2,97,207.50	54,072.00	3,27,938.40	1,964.00	2,93,508.00	36,394.40	17,677.60	23,341.10
S	OXFAME										
1	Computer+ Printer	40%	50,500.00	50,500.00	-	50,489.00	-	50,489.00	-	-	11.00
	TOTAL (S)	RS.	50,500.00	50,500.00	-	50,489.00	-	50,489.00	-	-	11.00
T	EDC										
1	Furniture & Fixture	10%	12,269.00	12,269.00	-	8,206.00	-	8,206.00	-	-	4,063.00
	TOTAL (T)	RS.	12,269.00	12,269.00	-	8,206.00	-	8,206.00	-	-	4,063.00
U	AGHA KHAN FOUNDATION										
1	Laptop	40%	49,000.00	49,000.00	-	48,954.00	-	48,954.00	-	-	46.00
2	Camera	15%	7,450.00	7,450.00	-	5,725.00	-	5,725.00	-	-	1,725.00
	TOTAL (U)	RS.	56,450.00	56,450.00	-	54,679.00	-	54,679.00	-	-	1,771.00
V	PCI										
1	AC	15%	30,000.00		30,000.00	23,572.00	964.00		24,536.00	5,464.00	6,428.00
2	Motorcycle	15%	94,757.00		94,757.00	74,456.00	3,045.00		77,501.00	17,256.00	20,301.00
3	Computer & laptop	40%	1,96,176.00	1,96,176.00	-	1,95,970.00	-	1,95,970.00	-	-	206.00
	TOTAL (V)	RS.	3,20,933.00	1,96,176.00	1,24,757.00	2,93,998.00	4,009.00	1,95,970.00	1,02,037.00	22,720.00	26,935.00
W	RO INSURANCE ACADEMY										
1	Computer+ Printer	40%	48,500.00	48,500.00	-	48,436.00	-	48,436.00	-	-	64.00
2	Inverter	15%	34,725.00		34,725.00	20,472.50	2,138.00		22,610.50	12,114.50	14,252.50
3	Camera	15%	5,600.00	5,600.00	-	4,303.00	-	4,303.00	-	-	1,297.00
	TOTAL (W)	RS.	88,825.00	54,100.00	34,725.00	73,211.50	2,138.00	52,739.00	22,610.50	12,114.50	15,613.50
X	TARA										
1	Tablet	40%	44,047.00	44,047.00	-	43,945.00	-	43,945.00	-	-	102.00
2	Camera	15%	27,170.00		27,170.00	20,322.00	1,027.00		21,349.00	5,821.00	6,848.00
3	Cycle	15%	16,039.00	16,039.00	-	11,668.00	-	11,668.00	-	-	4,371.00
4	Laptop	40%	41,550.00	41,550.00	-	41,309.00	-	41,309.00	-	-	241.00
5	GPS Machine	15%	16,000.00	16,000.00	-	11,255.00	-	11,255.00	-	-	4,745.00
6	Weight Machine	15%	15,800.00	15,800.00	-	11,115.00	-	11,115.00	-	-	4,685.00
	TOTAL (X)	RS.	1,60,606.00	1,33,436.00	27,170.00	1,39,614.00	1,027.00	1,19,292.00	21,349.00	5,821.00	20,992.00
Y	WIEGO										
1	Printer	40%	20,850.00	20,850.00	-	20,802.00	-	20,802.00	-	-	48.00
2	Inverter	15%	71,800.00		71,800.00	50,557.50	3,186.00		53,743.50	18,056.50	21,242.50
	TOTAL (Y)	RS.	92,650.00	20,850.00	71,800.00	71,359.50	3,186.00	20,802.00	53,743.50	18,056.50	21,290.50



Handwritten signature




Z	SKOLL FOUNDATION										
1	Furniture & Fixtures	10%	6,33,157.00	-	6,33,157.00	4,74,436.20	15,872.00	-	4,90,308.20	1,42,848.80	1,58,720.80
2	Attendance Device	15%	39,165.00	-	39,165.00	29,293.50	1,481.00	-	30,774.50	8,390.50	9,871.50
3	Camera	15%	46,140.00	-	46,140.00	34,720.00	1,713.00	-	36,433.00	9,707.00	11,420.00
4	Computer, Laptop & Accessories	40%	5,61,880.80	-	5,61,880.80	2,83,526.10	1,11,342.00	-	3,94,868.10	1,67,012.70	2,78,354.70
5	Polycom Studio & TV	40%	2,88,240.00	-	2,88,240.00	57,648.00	92,237.00	-	1,49,885.00	1,38,355.00	2,30,592.00
6	CCTV Camera	40%	85,691.00	-	85,691.00	17,138.00	27,421.00	-	44,559.00	41,132.00	68,553.00
7	Fan	15%	11,714.00	11,714.00	-	9,001.00	-	9,001.00	-	-	2,713.00
8	Generator	15%	1,10,800.00	-	1,10,800.00	85,137.00	3,849.00	-	88,986.00	21,814.00	25,663.00
9	Dustbins	15%	4,01,068.00	-	4,01,068.00	2,99,978.00	15,164.00	-	3,15,142.00	85,926.00	1,01,090.00
10	Trolley	15%	1,63,500.00	-	1,63,500.00	98,735.50	9,715.00	-	1,08,450.50	55,049.50	64,764.50
11	Mobile Phones	15%	72,539.00	-	72,539.00	51,655.35	3,133.00	-	54,788.35	17,750.65	20,883.65
12	Water Cooler & Filter	15%	30,776.00	-	30,776.00	23,647.00	1,069.00	-	24,716.00	6,060.00	7,129.00
13	A.C	15%	2,77,708.00	-	2,77,708.00	1,88,670.00	13,356.00	-	2,02,026.00	75,682.00	89,038.00
14	Almirah	15%	5,625.00	5,625.00	-	4,322.00	-	4,322.00	-	-	1,303.00
15	Electrical Equipment	15%	22,000.00	22,000.00	-	16,905.00	-	16,905.00	-	-	5,095.00
16	EPBX Machine	15%	9,975.00	9,975.00	-	7,665.00	-	7,665.00	-	-	2,310.00
17	Fax Machine	15%	6,825.00	6,825.00	-	5,105.00	-	5,105.00	-	-	1,720.00
18	Printer	40%	79,700.00	-	79,700.00	23,508.00	22,477.00	-	45,985.00	33,715.00	56,192.00
19	Xerox Machine	15%	1,28,500.00	-	1,28,500.00	95,937.00	4,884.00	-	1,00,821.00	27,679.00	32,563.00
20	Cycle	15%	3,350.00	3,350.00	-	2,181.50	-	2,181.50	-	-	1,168.50
21	Blower	15%	950.00	950.00	-	710.50	-	710.50	-	-	239.50
22	Building	10%	34,43,381.00	-	34,43,381.00	16,13,427.00	1,82,995.00	-	17,96,422.00	16,46,959.00	18,29,954.00
	TOTAL (Z)	RS.	64,22,684.80	60,439.00	63,62,245.80	34,23,346.65	5,06,708.00	45,890.00	38,84,164.65	24,78,081.15	29,99,338.15
AA	NAND & JEET KHEMKA FOUNDATION										
1	Camera	15%	47,500.00	-	47,500.00	30,835.50	2,500.00	-	33,335.50	14,164.50	16,664.50
2	Furniture & Fixtures	10%	99,340.00	-	99,340.00	48,552.50	5,079.00	-	53,631.50	45,708.50	50,787.50
3	Laptop & Computer	40%	4,49,900.00	-	4,49,900.00	4,19,857.00	12,017.00	-	4,31,874.00	18,026.00	30,043.00
4	Motorcycle	15%	3,63,356.00	-	3,63,356.00	2,33,514.00	19,476.00	-	2,52,990.00	1,10,366.00	1,29,842.00
5	Printer	40%	91,300.00	91,300.00	-	83,528.00	-	83,528.00	-	-	7,772.00
6	Projector	15%	49,150.00	-	49,150.00	30,613.00	2,781.00	-	33,394.00	15,756.00	18,537.00
7	Inverter	15%	18,600.00	-	18,600.00	9,620.00	1,347.00	-	10,967.00	7,633.00	8,980.00
	TOTAL (AA)	RS.	11,19,146.00	91,300.00	10,27,846.00	8,56,520.00	43,200.00	83,528.00	8,16,192.00	2,11,654.00	2,62,626.00
AB	GAIN										
1	Camera	15%	59,200.00	-	59,200.00	33,522.00	3,852.00	-	37,374.00	21,826.00	25,678.00
2	Laptop	40%	1,31,900.00	1,31,900.00	-	1,23,706.00	-	1,23,706.00	-	-	8,194.00
3	Printer	40%	29,500.00	29,500.00	-	29,328.00	-	29,328.00	-	-	172.00
	TOTAL (AB)	RS.	2,20,600.00	1,61,400.00	59,200.00	1,86,556.00	3,852.00	1,53,034.00	37,374.00	21,826.00	34,044.00
AC	BRAC										
1	Building	10%	4,24,500.00	-	4,24,500.00	1,98,903.00	22,560.00	-	2,21,463.00	2,03,037.00	2,25,597.00
	TOTAL (AC)	RS.	4,24,500.00	-	4,24,500.00	1,98,903.00	22,560.00	-	2,21,463.00	2,03,037.00	2,25,597.00




Abind Singh

AD	COLUMBIA UNIVERSITY										
1	Building	10%	93,119.00	-	93,119.00	43,633.00	4,949.00	-	48,582.00	44,537.00	49,486.00
	TOTAL (AC)	RS.	93,119.00	-	93,119.00	43,633.00	4,949.00	-	48,582.00	44,537.00	49,486.00
AE	GLOBALGIVING										
1	Building	10%	5,51,000.00	-	5,51,000.00	2,58,176.00	29,282.00	-	2,87,458.00	2,63,542.00	2,92,824.00
	TOTAL (AE)	RS.	5,51,000.00	-	5,51,000.00	2,58,176.00	29,282.00	-	2,87,458.00	2,63,542.00	2,92,824.00
AF	PFI										
1	Projector	15%	57,740.00	-	57,740.00	33,918.00	3,573.00	-	37,491.00	20,249.00	23,822.00
	TOTAL (AF)	RS.	57,740.00	-	57,740.00	33,918.00	3,573.00	-	37,491.00	20,249.00	23,822.00
AG	NESTLE										
1	Tablet	15%	45,899.00	-	45,899.00	9,810.50	5,413.00	-	15,223.50	30,675.50	36,088.50
	TOTAL (AG)	RS.	45,899.00	-	45,899.00	9,810.50	5,413.00	-	15,223.50	30,675.50	36,088.50
AH.	UNDP PROJECT										
1	Fire Security	15%	42,000.00	42,000.00	-	8,978.00	-	8,978.00	-	-	33,022.00
2	Dustbin	15%	25,200.00	25,200.00	-	5,387.00	-	5,387.00	-	-	19,813.00
3	Weighing Machine	15%	27,376.00	27,376.00	-	5,851.00	-	5,851.00	-	-	21,525.00
	TOTAL (AH)	RS.	94,576.00	94,576.00	-	20,216.00	-	20,216.00	-	-	74,360.00
AI.	GENERAL SECTION										
1	Furniture	10%	2,115.00	2,115.00	-	1,631.00	-	1,631.00	-	-	484.00
2	Stabilizer	15%	3,500.00	3,500.00	-	3,140.00	-	3,140.00	-	-	360.00
3	E Rickshaw	15%	1,55,000.00	1,55,000.00	-	66,949.00	-	66,949.00	-	-	88,051.00
4	Vehicle(BR-01PE-2080)	15%	-	-	-	-	-	-	-	-	-
5	Motor Cycle	15%	1,01,205.00	-	1,01,205.00	89,180.00	1,804.00	-	90,984.00	10,221.00	12,025.00
6	FAN	15%	18,880.00	18,880.00	-	14,836.00	-	14,836.00	-	-	4,044.00
7	Generator	15%	23,600.00	23,600.00	-	21,175.00	-	21,175.00	-	-	2,425.00
8	Computer/Laptop/Printer	40%	1,47,096.00	1,47,096.00	-	1,42,708.00	-	1,42,708.00	-	-	4,388.00
9	Building	10%	26,02,000.00	-	26,02,000.00	12,19,191.00	1,38,281.00	-	13,57,472.00	12,44,528.00	13,82,809.00
9	Mobile Phone	15%	4,600.00	4,600.00	-	4,127.00	-	4,127.00	-	-	473.00
10	Tata ACE	15%	6,05,000.00	-	6,05,000.00	45,375.00	83,944.00	-	1,29,319.00	4,75,681.00	5,59,625.00
	TOTAL (AI)	RS.	36,62,996.00	3,54,791.00	33,08,205.00	16,08,312.00	2,24,029.00	2,54,566.00	15,77,775.00	17,30,430.00	20,54,684.00
AJ.	NASVI (SEWA)										
1	Computer	40%	56,594.00	56,594.00	-	56,593.00	-	56,593.00	-	-	1.00
2	Fax Machine	15%	17,470.00	17,470.00	-	15,675.00	-	15,675.00	-	-	1,795.00
3	Furniture	10%	16,710.00	16,710.00	-	12,887.00	-	12,887.00	-	-	3,823.00
4	Electric Fan	15%	1,998.00	1,998.00	-	1,792.00	-	1,792.00	-	-	206.00
5	Cooler	15%	5,200.00	5,200.00	-	4,666.00	-	4,666.00	-	-	534.00
6	Stabilizer	15%	961.52	961.52	-	862.00	-	862.00	-	-	99.52
7	Cycle	15%	1,592.56	1,592.56	-	1,429.00	-	1,429.00	-	-	163.56
	TOTAL (AJ)	RS.	1,00,526.08	1,00,526.08	-	93,904.00	-	93,904.00	-	-	6,622.08



Alind vix

AK.	S.D.T.T. PROJECT										
1	Computer	40%	79,518.00	79,518.00	-	79,517.00	-	79,517.00	-	-	1.00
2	Billing Machine	15%	24,000.00	24,000.00	-	21,533.00	-	21,533.00	-	-	2,467.00
3	Furniture & Fixture	10%	25,300.00	25,300.00	-	19,512.00	-	19,512.00	-	-	5,788.00
4	Motor Cycle	15%	47,770.00	47,770.00	-	42,861.00	-	42,861.00	-	-	4,909.00
5	Office Equipment	15%	24,180.00	24,180.00	-	21,695.00	-	21,695.00	-	-	2,485.00
	TOTAL (AK)	RS.	2,00,768.00	2,00,768.00	-	1,85,118.00	-	1,85,118.00	-	-	15,650.00
AL.	UNICEF PROJECT										
1	Co-operative Furniture	10%	27,089.00	27,089.00	-	20,893.00	-	20,893.00	-	-	6,196.00
2	Furniture & Fixture	10%	10,490.00	10,490.00	-	8,091.00	-	8,091.00	-	-	2,399.00
3	Thela	10%	5,800.00	5,800.00	-	4,473.00	-	4,473.00	-	-	1,327.00
4	Weight Machine	15%	3,321.00	3,321.00	-	2,979.00	-	2,979.00	-	-	342.00
5	Computer & Printer	40%	36,000.00	36,000.00	-	35,999.00	-	35,999.00	-	-	1.00
	TOTAL (AL)	RS.	82,700.00	82,700.00	-	72,435.00	-	72,435.00	-	-	10,265.00
AM.	CEE PROJECT										
1	Recycle Paper Plant	15%	4,06,215.00	4,06,215.00	-	3,64,469.00	-	3,64,469.00	-	-	41,746.00
2	Plastic Recycle Machine	15%	2,28,939.00	2,28,939.00	-	2,05,412.00	-	2,05,412.00	-	-	23,527.00
3	Plastic Weaving Machine	15%	64,952.00	64,952.00	-	58,277.00	-	58,277.00	-	-	6,675.00
	TOTAL (AM)	RS.	7,00,106.00	7,00,106.00	-	6,28,158.00	-	6,28,158.00	-	-	71,948.00
AN.	IGNOU PROJECT										
1	A.C	15%	40,000.00	-	40,000.00	34,310.00	854.00	34,310.00	854.00	39,146.00	5,690.00
2	ALMIRAH	10%	3,952.00	3,952.00	-	2,775.00	-	2,775.00	-	-	1,177.00
3	Television & VCD	15%	32,800.00	32,800.00	-	29,430.00	-	29,430.00	-	-	3,370.00
4	Printer	40%	24,400.00	24,400.00	-	24,344.00	-	24,344.00	-	-	56.00
	TOTAL (AN)	RS.	1,01,152.00	61,152.00	40,000.00	90,859.00	854.00	90,859.00	854.00	39,146.00	10,293.00
AO.	WDC PROJECT										
1	Motor Cycle	15%	60,000.00	60,000.00	-	53,834.00	-	53,834.00	-	-	6,166.00
2	Computer	40%	25,190.00	25,190.00	-	25,189.00	-	25,189.00	-	-	1.00
	TOTAL (AO)	RS.	85,190.00	85,190.00	-	79,023.00	-	79,023.00	-	-	6,167.00
AP.	SWM PROJECT										
1	Vehicle	15%	1,37,54,717.00	-	1,37,54,717.00	1,17,16,733.00	3,05,698.00	-	1,20,22,431.00	17,32,286.00	20,37,984.00
2	Cycle	15%	2,100.00	2,100.00	-	1,885.00	-	1,885.00	-	-	215.00
3	Camera	15%	5,900.00	5,900.00	-	4,727.00	-	4,727.00	-	-	1,173.00
4	Fan	15%	3,400.00	3,400.00	-	2,831.00	-	2,831.00	-	-	569.00
5	Dustbin	15%	7,61,522.00	-	7,61,522.00	6,26,080.55	20,316.00	-	6,46,396.55	1,15,125.45	1,35,441.45
	TOTAL (AP)	RS.	1,45,27,639.00	11,400.00	1,45,16,239.00	1,23,52,256.55	3,26,014.00	9,443.00	1,26,68,827.55	18,47,411.45	21,75,382.45
AQ.	HOSPITAL										
1	Surgical Equipment	15%	1,30,264.00	1,30,264.00	-	1,16,877.00	-	1,16,877.00	-	-	13,387.00
2	Electrical Equipment	15%	13,776.00	13,776.00	-	12,361.00	-	12,361.00	-	-	1,415.00
3	Air Conditioner	15%	24,146.40	24,146.40	-	21,665.00	-	21,665.00	-	-	2,481.40
4	Furniture & Fixture	10%	52,372.00	52,372.00	-	40,391.00	-	40,391.00	-	-	11,981.00
	TOTAL (AQ)	RS.	2,20,558.40	2,20,558.40	-	1,91,294.00	-	1,91,294.00	-	-	29,264.40



Abund Vigh

AR.	JMC PROJECT										
1	Thela	10%	3,77,040.00	3,77,040.00	-	2,90,786.00	-	2,90,786.00	-	-	86,254.00
	TOTAL (AR)	RS.	3,77,040.00	3,77,040.00	-	2,90,786.00	-	2,90,786.00	-	-	86,254.00
AS.	AGHA KHAN FOUNDATION										
1	Cycle	15%	30,074.00	30,074.00	-	24,930.05	-	24,930.05	-	-	5,143.95
2	Laptop	40%	53,340.00	53,340.00	-	53,329.00	-	53,329.00	-	-	11.00
3	Motor Cycle	15%	1,71,813.00	-	1,71,813.00	1,43,061.00	4,313.00	-	1,47,374.00	24,439.00	28,752.00
	TOTAL (AS)	RS.	2,55,227.00	83,414.00	1,71,813.00	2,21,320.05	4,313.00	78,259.05	1,47,374.00	24,439.00	33,906.95
AT.	UNDP-NREGA PROJECT										
1	Furniture & Fixture	10%	24,111.00	24,111.00	-	16,674.00	-	16,674.00	-	-	7,437.00
2	Computer	40%	79,150.00	79,150.00	-	79,138.00	-	79,138.00	-	-	12.00
	TOTAL (AT)	RS.	1,03,261.00	1,03,261.00	-	95,812.00	-	95,812.00	-	-	7,449.00
AU.	MAST PROJECT										
1	Computer	40%	3,39,750.00	3,39,750.00	-	3,39,569.00	-	3,39,569.00	-	-	181.00
	TOTAL (AU)	RS.	3,39,750.00	3,39,750.00	-	3,39,569.00	-	3,39,569.00	-	-	181.00
AV.	CCS PROJECT										
1	Laptop	40%	51,800.00	51,800.00	-	51,731.00	-	51,731.00	-	-	69.00
	TOTAL (AV)	RS.	51,800.00	51,800.00	-	51,731.00	-	51,731.00	-	-	69.00
AW.	SPUR PROJECT										
1	Camera	15%	7,800.00	7,800.00	-	5,487.00	-	5,487.00	-	-	2,313.00
	TOTAL (AW)	RS.	7,800.00	7,800.00	-	5,487.00	-	5,487.00	-	-	2,313.00
AX.	PWESCR PROJECT										
1	Computer	40%	2,52,079.00	2,52,079.00	-	2,50,615.50	-	2,50,615.50	-	-	1,463.50
2	Furniture & Fixtures	15%	60,780.00	60,780.00	-	41,295.00	-	41,295.00	-	-	19,485.00
	TOTAL (AX)	RS.	3,12,859.00	3,12,859.00	-	2,91,910.50	-	2,91,910.50	-	-	20,948.50
AY.	TMI PROJECT										
1	Battery for Inverter	15%	11,200.00	11,200.00	-	7,610.00	-	7,610.00	-	-	3,590.00
2	Scooty	15%	55,309.00	-	55,309.00	28,603.00	4,006.00	-	32,609.00	22,700.00	26,706.00
3	Mobile Phone	15%	3,300.00	3,300.00	-	2,243.00	-	2,243.00	-	-	1,057.00
	TOTAL (AY)	RS.	69,809.00	14,500.00	55,309.00	38,456.00	4,006.00	9,853.00	32,609.00	22,700.00	31,353.00
AZ.	MAHINDRA PROJECT										
1	Computer	40%	37,050.00	37,050.00	-	35,706.00	-	35,706.00	-	-	1,344.00
2	Mobile	15%	9,799.00	9,799.00	-	5,778.00	-	5,778.00	-	-	4,021.00
3	Office Equipment	10%	8,700.00	8,700.00	-	3,820.00	-	3,820.00	-	-	4,880.00
4	Television	15%	65,000.00	-	65,000.00	38,323.00	4,002.00	-	42,325.00	22,675.00	26,677.00
	TOTAL (AZ)	RS.	1,20,549.00	55,549.00	65,000.00	83,627.00	4,002.00	45,304.00	42,325.00	22,675.00	36,922.00
AAA.	NABARD-POP PROJECT										
1	Furniture & Fixtures	15%	47,722.00	-	47,722.00	29,996.00	2,659.00	-	32,655.00	15,067.00	17,726.00
	TOTAL (AAA)	RS.	47,722.00	-	47,722.00	29,996.00	2,659.00	-	32,655.00	15,067.00	17,726.00
AAB.	TATA STEEL PROJECT										
1	Laptop with Projector	40%	50,000.00	50,000.00	-	26,000.00	-	26,000.00	-	-	24,000.00
2	Tablet	15%	45,899.00	45,899.00	-	9,810.50	-	9,810.50	-	-	36,088.50
	TOTAL (AAB)	RS.	95,899.00	95,899.00	-	35,810.50	-	35,810.50	-	-	60,088.50
	TOTAL (A) TO (AAA)RS.		4,04,05,308.16	71,06,203.78	3,32,99,104.38	3,05,36,137.10	13,57,739.00	64,94,471.55	2,53,99,404.55	78,99,699.83	98,69,171.06

SCHEDULE:-B:CASH & BANK BALANCES

S.N.	PARTICULARS	AS AT 31.03.2022	AS AT 31.03.2021
a.	Cash in hand		
b.	In Bank Account with	99,665.00	1,24,136.50
1	S.B.I. (FCRA) A/c. No. 40067596507		
2	P.N.B. (SUB FCRA) A/c No.2910000100164846	82,53,733.14	-
3	P.N.B. (SUB FCRA) A/c No.6023000100028789	2,58,660.14	64,17,647.08
4	P.N.B. (SUB FCRA) A/c No.4653000100028814	2,884.42	1,67,912.22
5	B.O.B. (General) Account No.4814	-	2,853.00
6	B.O.B. (Sponsorship) Account No.6396	958.36	14,913.36
7	B.O.B. Account No.18483/00030100006437	7,26,071.45	22,46,240.65
8	B.O.B. (Unicef) Account No.17076	-	1,791.00
9	B.O.B. (RMK) Account No.30100005559	-	2,582.42
10	Canara Bank Account No. 74002200042650	-	1,759.24
11	B.O.B. Account No.24600100007673	3,055.64	2,968.64
12	P.N.B. A/c No.4037000100046067	-	2,545.00
13	P.N.B. A/c No.2910000100227206	-	13,352.00
14	P.N.B. A/c NO.-1518000101027369	10,998.52	6,273.32
15	B.O.B. A/c No. 29610100008161	-	2,646.82
16	P.N.B. Account No. 2910000100245789	-	7,348.00
17	P.N.B. (IGNOU) Account No.CD22609	36,72,280.02	6,10,015.85
18	P.N.B. Account No.2910000100247529	-	44,956.54
19	Central Bank A/c 3110773123	4,248.66	4,196.46
20	PNB A/C No.-1210000102055324	7,186.80	6,982.80
21	PNB A/C- 2910000100259676(GSF)	2,486.91	2,186.91
22	P.N.B. Account No.4037000101061878	950.62	1,690.42
23	PNB A/C- 2910000100260593(GSF)	1,621.49	1,645.29
24	P.N.B A/c No. 6023002100001122	2,238.99	2,244.79
25	P.N.B A/c 2910000100269628	-	744.59
26	P.N.B A/c No.6023000100049560	16,350.44	15,950.24
27	Fixed Deposit with	24,87,203.00	38,41,057.00
1	PNB, Boring Road, Patna (FCRA)		
2	PNB, Boring Road, Patna (NFCRA)	12,42,109.00	11,73,868.00
3	PNB, Mandawli, Delhi (NFCRA)	1,66,141.00	3,46,914.00
4	Bank of Baroda, Patna (NFCRA)	10,36,229.00	1,50,64,277.00
		30,24,132.00	27,01,623.00
	TOTAL: Rs.	2,10,19,204.60	3,28,33,322.14



Handwritten signature



In terms of our separate report of even date
For Jha & Associates

Chartered Accountants

Firm Registration Number: 01195C

Handwritten signature
Partner

Membership Number: 079294


NIDAN

REGD. OFFICE: 1A/12, NEW PATLIPUTRA COLONY, PATNA – 800013
ADMN. OFFICE: - 304, MAURYA TOWER, MAURYA LOK COMPLEX PATNA – 800 001

ACCOUNTING POLICIES & NOTES

1. The account has been prepared on accrual basis and in accordance with the normally accepted accounting principles.
2. i) Assets acquired during the year have been treated as Capital Fund.
ii) Depreciation on fixed assets as per the rates applicable under the Income Tax Act, 1961 has been provided in the financial statements.
3. The amount yet to be utilised for activities has been treated as 'Unutilised Grant'.
4. Only those assets acquired during the year out of earmarked Grant and other Funds have been also treated as Capital Fund in the financial statements.
5. Old non – recoverable advances and or grants together with old liabilities pertaining to more than three years have been written off during the year and accordingly reflected in the financial statements.

Grand Plaza, Frazer Road
Patna, August 31, 2022



For Jha & Associates
Chartered Accountants
Firm Registration Number: 01195C

Partner

Membership Number: 079294
UDIN: 22079294ASWHLQ8943

NIDAN
REGD. OFFICE:- 1A/12, NEW PATLIPUTRA COLONY, PATNA
ADMN. OFFICE:-304, MAURYA TOWER, MAURYA LOK COMPLEX, PATNA- 800 001
PREVIOUS YEAR: 2021 - 2022
ASSESSMENT YEAR: 2022 - 2023

COMPLIANCE U/S 11 OF INCOME TAX ACT


TOTAL INCOME	Rs.....P.
85% Thereof	7,67,60,571.00
Amount actually applied for Charitable & Religious purposes	6,52,46,485.00
Shortfall in application set aside u/s 11(2)	7,26,73,192.00
	NIL

I. STATEMENT OF INCOME

a. Interest from Bank		10,44,349.48
b. Grant/Consultancy/Contract Fee		
1 From Skoll Foundation	92,01,811.00	
2 From Syngenta India Limited	25,40,000.00	
3 From Watershed India	2,15,544.00	
4 From Nestle India Limited	5,56,99,117.83	
5 From Azim Premji Foundation	10,42,000.00	
6 From JP Morgan India Pvt. Ltd	50,00,000.00	
7 From Tech Mahindra Foundation	4,500.00	
8 From Nabard	16,35,410.00	
9 Expenses Reimbursement	3,74,545.00	7,57,12,927.83
C Interest on Tds Refund		3,294.00
	TOTAL RS.	7,67,60,571.31

II. APPLICATION OF INCOME:

a. Through Income & Expenditure Account:	8,91,82,262.99	
Less: Expenses Payable U/s 11(7) Explanation of the Act	24,04,426.00	
	8,67,77,836.99	
Less: Expenses Pertaining to Financial Year 2020-21	1,41,04,645.00	7,26,73,191.99
b. Through Balance Sheet		
	TOTAL RS.	7,26,73,191.99



Handwritten signature