

FORM NO. 10B

**AUDIT REPORT UNDER SECTION 12A (b) OF THE INCOME-TAX ACT, 1961
IN THE CASE OF CHARITABLE OR RELIGIOUS TRUST OR INSTITUTION.**

We have examined the annexed Balance Sheet of NIDAN, Regd. Office: 1A/12, New Patliputra Colony, Patna – 800013, Admin. Office: 304, Maurya Tower, Maurya Lok Complex, Patna – 800 001 as at 31ST March, 2018 and the Income & Expenditure Account for the year ended on that date which are in agreement with the books of account maintained by the said institution.

We have obtained all the information and explanations which to the best our knowledge were necessary for the purposes of the audit. In our opinion, proper books of account have been kept by the institution so far, as appears from our examination of the books.

In our opinion and to the best our information and according to the explanation given to us the said account gives a true and fair view: -

- i) In the case of the Balance Sheet of the state of affairs of the above named institution as at 31st March, 2018; and
- ii) In the case of the Income & Expenditure Account of the surplus of its accounting year ending on 31st March, 2018.

The prescribed particulars are annexed hereto.

Grand Plaza, Frazer Road
Patna, September 26, 2018



For Jha & Associates
Chartered Accountants
Firm Registration Number: 01195C

Partner

Membership Number: 079294

NIDAN

REGD. OFFICE: 1A/12, NEW PATLIPUTRA COLONY, PATNA – 800013
ADMN. OFFICE: - 304, MAURYA TOWER, MAURYA LOK COMPLEX PATNA – 800 001

STATEMENT OF PARTICULARS

- I. **Application of income for charitable or religious purposes:**
1. Amount of income of the previous year applied to charitable
Or religious purposes in India during the year. : Rs.7,36,62,672/-
 2. Whether the trust/institution has exercised the option under
Clause (2) of the explanation to section 11(1)? If so, the
Details of the amount of income deemed to have been applied
To charitable or religious purposes in India during previous
Year. : NIL
 3. Amount of income accumulated or set apart/finally set apart
For application to charitable or religious purposes, to the extent
It does not exceed 15 per cent of the income derived from property
Held under trust wholly /in part only for such purposes. : NIL
 4. Amount of income eligible for exemption under section 11(1)
(c). Give Details : NIL
 5. Amount of income, in addition to the amount referred to in
Item 3 above, accumulated or set apart for specified purposes
Under section 11 (2). : NIL
Whether the amount of income mentioned in item 5 above
Has been invested or deposited in the manner laid down in
Section 11 (2) (b)? If so, the details thereof. : NA
 7. Whether any part of the income in respect of which on
Option was exercised under clause (2) of the explanation
To section 11(1) in any earlier year is deemed to be income
of the previous year under section 11(1B). If so, the details
thereof. : NIL
 8. Whether, during the previous year, any part of income
accumulated or set apart for specified purposes under section
11(2) in any earlier year –
 - a. has been applied for purposes other than charitable
or religious purposes or has ceased to be accumula-
ted or set apart for application thereto, or. : NIL
 - b. has ceased to remain invested in any security referred
to in section 11 (2) (b)(i) or deposited in any account
referred to in section 11(2) (b)(ii) or section 11(2)(b) : NIL



c. has not been utilized for purposes for which it was accumulated or set apart during the year for which it was to be accumulated or set apart, or in the year immediately following the expiry thereof? If so, the details thereof. : NIL.

II. Application or use of income or property for the benefit of person referred to in section 13(3).

a. Whether any part of the income or property of the trust institution Was lent, or continues to be lent in the previous year to any person Referred to in section (1B) (b) (hereinafter referred to in this annexure As such person)? If so, give details of the property and the amount of Rent or compensation charged, if any. : NIL.

b. Whether any land, building or other property of the trust/institution Was made, or continued to be made available for the use of any such Person during the previous year? If so, give details of the property And the amount of rent or compensation charged, if any. : NIL.

c. Whether any payment was made to any such person during the Previous year by way or salary, allowance or otherwise? If so, Give details. : Project Honorarium
: to Governing Body Members
: 8,52,000/-

d. Whether the services of the trust/institution were made available To any person during the year? If so, give details thereof together With remuneration or compensation received, if any. : NIL.

e. Whether any, share, security or other property was purchased by or On behalf of the trust/institution during the previous year from any Such person? If so, give details thereof together with the consideration Paid. : NIL.

f. Whether any share, security or other property was sold by or on Behalf of the trust/institution during the previous year to any such Person? If so, give the details thereof together with the consideration Received. : NIL.

g. Whether any income or property of the trust/institution was Diverted during the previous year in favour of any such person? If so, give details thereof with the amount of income or value of Property so diverted. : NIL.

h. Whether the income or property of the trust/institution was used or Applied during the previous year for the benefit of any such person In any other manner? If so, give details. : NIL.



JHA & ASSOCIATES
CHARTERED ACCOUNTANTS

III. Investments held at any time during the previous year (s) in accordance,
in which person referred to in section 13(3) have a substantial interest:

Sl.No.	Name and address Of the concern.	Whether the Concern is a Company, Number and Class of share Held.	Notional value of the invest- ment.	Income from the investm- ent	Whether the amount in Col.4 exceeded 5 per cent of the Capital of the concern during the previous year.
	NIL.	NIL.	NIL.	NIL.	NIL.

Grand Plaza, Frazer Road
Patna, September 26, 2018





For Jha & Associates
Chartered Accountants
Firm Registration Number: 01195C


Partner
Membership Number: 079294

BALANCE SHEET AS AT 31ST MARCH, 2018


FUND & LIABILITIES		ASSETS & PROPERTIES	
GENERAL FUND		FIXED ASSETS (AT COST)	
As per last account	79,49,574.61	(As Per Schedule-"A" Annexed)	1,31,40,450.56
Add:- Addition during the year	5,99,970.00		
	85,49,544.61		
Less: Depreciation (Net)		Loan to Beneficiaries(RMK)	
(As Per Schedule - A)	20,56,084.50	As Per Last Account	40,53,494.00
		Less: Written Off	10,13,373.50
			30,40,120.50
LOAN LIABILITY		LOANS & ADVANCES	
1 Mahindra & Mahindra Financial Services Limited	14,856.55	1 Action Aid Association Project	71,346.00
2 Loan in Anticipation of Grant	1,69,399.00	2 AIF Education Project	8,500.00
3 Unsecured Loan	4,34,900.00	3 CAF Project-FCRA	5,840.00
		4 GAIN Project	4,70,802.00
		5 TNUKFT Project	29,014.00
		6 Plan India Project	25,000.00
		7 Globalgiving	2,62,000.00
		8 Nestle Project	69,738.00
		9 Wetland Project	2,200.00
		10 Short Stay Home Project	5,573.00
		11 Ana Ghar Project	2,199.00
		12 Uttar Raksha Grih Project	1,080.00
		13 GRC Project	90.00
		14 Helpage Project	1,279.00
		15 TMI Project	2,87,404.00
		16 General Section	2,64,043.49
		17 Skoll Foundation Project	6,91,619.49
		18 Karo Sambhav Project	65,471.00
		19 BSACS Project	7,000.00
		20 NRC Project	1,24,548.00
		21 AIF MAST Project	58,645.00
		22 NABARD Project	1,000.00
		23 FNV Project	61,264.00
		24 Global Human Right Project	2,50,000.00
		25 Holdeen India Project	4,79,750.00
		26 Income Tax (Appeal)	7,87,089.00
		27 Advance to Partner	32,450.00
		28 Action Aid Project	13,000.00
		29 GSF Project	7,000.00
		CARRIED OVER	40,84,944.98
			2,02,65,516.04
CURRENT LIABILITIES			
A. TDS PAYABLE			
1 AIF Education Project	1,000.00		
2 CAF Project	11,373.00		
3 GAIN Project	16,516.00		
4 Nestle Project	2,530.00		
5 TNUKFT Project	1,279.00		
6 Plan Project	1,440.00		
7 Wetland Project	44.00		
8 BSACS(TI) Project	9,000.00		
9 SSH Project	62.00		
10 NRC Project	3,000.00		
11. Tata Capital Financial Services Proje	7,546.00		
	53,790.00		
B. PF PAYABLE			
1 Actionaid Association Project	7,364.00		
2 AIF Education Project	42,688.00		
3 TNUKFT Project	83,816.00		
4 Plan Project	52,061.00		
5 Apna Ghar Project	66,784.00		
6 NABARD Project	2,515.00		
	2,55,228.00		
	81,138.05		
C. GST PAYABLE			
CARRIED OVER	Rs. 3,90,156.05	72,32,339.66	



FUND & LIABILITIES			ASSETS & PROPERTIES		
BROUGHT FORWARD		Rs.	BROUGHT FORWARD		Rs.
D. EXPENSES PAYABLE			DEPOSIT		
1	Actionaid Association Project	93,496.00	1	Rent	25,600.00
2	AIF Education Project	3,06,300.00	2	Telephone	2,000.00
3	AIF MAST Project	3,87,348.00	3	Electricity	19,800.00
4	AIF AIDS Project	1,32,478.00	4	Earnest Money Deposit	6,33,875.00
5	AIF Livelihood Project	1,58,628.00	5	Security Deposit	12,56,949.64
6	CAF Project-FCRA	1,39,367.00	TAX DEDUCTED AT SOURCE		
7	FNW Project	93,799.00	As Per Last Account		
8	GAIN Project	32,31,089.00	Add: During The Year		
9	Nestle Project	4,72,660.60	Less : Received During The Year		
10	Novib Project	7,830.00			
11	PFI Project	14,100.00			
12	PACS Project	26,740.00			
13	PCI Project	5,00,058.00			
14	TNJKFT Project	5,69,617.00			
15	Plan Project	3,83,247.00			
16	Res-Risk Project(MIA)	50,400.00			
17	SPEED Project	2,08,321.00			
18	Skoll Foundation Project	35,810.00			
19	Wetland Project	1,88,131.00			
20	Jai Seva Charitable Project	16,712.00			
21	APMAS Project	84,047.00			
22	Apna Ghar Project	5,02,600.00			
23	BSACS Project	13,21,920.00			
24	CAF Project	2,14,230.00			
25	Freedom From Hunger Project	314.00			
26	GRC Project	3,90,651.00			
27	Helpage Project	3,66,176.00			
28	Rotary Project	2,71,542.00			
29	Short Stay Home Project	5,14,802.00			
30	UNICEF Project	17,726.00			
31	PWESCR Project	1,66,627.00			
32	NRC Project	22,75,568.00			
33	GSF Project	3,00,618.00			
34	SPUR Project	8,00,095.00			
35	SWM Project	7,78,817.18			
36	TMI Project	9,42,065.00			
37	General Section	2,39,566.00			
38	IGNOU Project	15,800.00			
39	Remand Home Project	1,36,080.00			
40	NABARD Project	2,29,306.00			
CARRIED OVER		Rs. 1,65,84,681.78	CARRIED OVER		Rs. 1,37,17,248.17
		3,90,156.05			2,33,48,653.11



FUND & LIABILITIES				ASSETS & PROPERTIES			
BROUGHT FORWARD		Rs.	1,65,84,681.78	3,90,156.05	72,32,339.66	1,37,17,248.17	2,33,48,653.11
41	CCS Project		42,700.00			28 Recity Network India Private Limited	1,91,750.00
42	Skill Project (IDF)		19,600.00			29 Karo Sambhav Private Limited	2,48,831.80
43	Homenet India Project		2,065.00			30 TMI E2E Academy Private Limited	1,35,613.00
44	Selco Project		1,83,975.00			31 Society For Technology & Action for Rural Adv	39,600.00
45	SISD Kanpur		17,000.00				
46	Nirmal Gram-TSC Project		1,69,827.00				
47	IL & FS Project		959.00				
48	SWM Project(Bokaro)		1,73,240.00				
49	A4E Project		5,10,762.00				
50	MIC Project		567.00				
51	UNDP-Mnrega Project		1,81,534.00				
52	WDC Project		1,53,069.00				
53	Kabaad Se Jugaad Project		3,723.00				
54	Recity Project		2,62,000.00				
55	CBHI Project		1,166.00				
56	Karo Sambhav Project		2,31,900.00	1,85,38,768.78			
E. UNSPENT GRANT							
1	Actionaid India		26,706.50				
2	Actionaid Association		3,08,772.00				
3	AIF Livelihood		4,48,950.00				
4	EC		40,000.00				
5	FNV		64,105.13				
6	Charities Aid Foundation		3,056.54				
7	Freedom From Hunger India Trust		9,393.50				
8	Global Alliance For Improved Nutriti		44,82,389.27				
9	GHR		2,63,707.00				
10	Globalgiving		1,72,099.69				
11	Holden India		4,79,750.00				
12	Mamta		51,594.00				
13	Micro Insurance Academy		40,956.75				
14	The Nand & Jeet Khemka Foundatio		3,90,743.00				
15	Oxfame		8,392.00				
16	Plan India		15,89,744.00				
17	Save The Children(EU)		3,475.00				
18	Skoll Foundation		3,78,903.20				
19	Streetnet		36,313.64				
20	NABARD		4,88,929.10				
CARRIED OVER		Rs.	92,87,980.32	1,89,28,924.83	72,32,339.66	CARRIED OVER	5,46,17,030.50



INCOME AND EXPENDITURE ACCOUNT FOR THE YEAR ENDED 31ST MARCH, 2018


EXPENDITURE	Rs.....P.	INCOME	Rs.....P.
ACTIVITIES		UNSPENT GRANT	
A. ACTIONAID ASSOCIATION PROJECT		(Brought Forward from previous year)	
1 Campaigning on Public Housing Scheme	3,000.00	GRANT	
2 Registration of PIES	7,970.00	1 From Actionaid Association	15,00,000.00
3 Meeting Between PIES	53,625.00	2 From The American India Foundation Trust	26,44,032.00
4 Training on Existing Labour Provisions	54,825.00	Less: Grant Receivable	4,84,597.43
5 IEC Materials	15,750.00	3 From Charities Aid Foundation	21,59,434.57
6 Workers Facilitation/Resource Centre	2,226.00	4 From Global Alliance For Improved Nutrition	20,46,129.00
7 Exposure Visit	21,546.00	5 From Global Giving	1,73,06,162.00
8 Facilitation of self employment	19,800.00	6 From Healthy Worth Foundation	2,35,712.55
9 Leadership Training For Women	23,275.00	Less: Grant Receivable	3,20,870.00
10 Vocational Training held for the PIES	48,000.00	7 From Nestle India Limited	1,23,383.00
11 Volunteers	53,240.00	8 From The Nand & Jeet Khemka Foundation Trust	1,97,487.00
12 District Level Coordinators	1,33,100.00	9 From Population Foundation of India	45,63,453.00
13 Chief Functionaries	72,000.00	Less: Grant Receivable	74,00,000.00
14 Project Coordinator	2,92,820.00	10 From Plan (International) India	35,700.00
15 Community Mobilisers	2,66,200.00	Less: Grant Refund	1,07,91,932.00
16 Per Diems	5,160.00	11 From Watershed India	3,41,663.00
17 Accountant	79,860.00	12 From Bihar State Aids Control Society	1,04,50,269.00
18 Travel	84,000.00	Less: Grant Receivable	7,39,601.00
19 Office Rent	36,000.00	13 From Charities Aid Foundation	13,31,846.00
20 Office Supplies	15,850.00	14 From IGNOU	9,77,867.01
21 Vehicle Hire for Project Visits	6,600.00	15 From INDIGO	3,53,978.99
22 Other Services-Telephone & Internet	5,280.00	16 From Rotary South Asia Society	1,92,000.00
23 Visibility Actions	3,127.00	Less: Grant Receivable	1,53,305.00
			18,00,000.00
			4,63,765.00
			4,63,765.00
B. THE AMERICAN INDIA FOUNDATION TRUST (EDUCATION) PROJECT		17 From NABARD	23,57,950.00
1 Programme Coordination	3,60,496.00	CONTRACT FEES	
2 Pre-Primary Coverage	14,54,276.00	1 Social Welfare Department Bihar	25,97,730.00
3 Learning Resource Centre	4,54,272.00	Less: Contract Fees Receivable	5,76,535.00
4 Community Engagement	60,100.00	District Health Society Vaishali	20,21,195.00
5 Programme Manager	2,69,742.00	Less: Contract Fees Receivable	34,31,806.00
6 Accountant	52,014.00	Recity Network India Private Limited	26,64,256.00
7 Travel & Communication-Programme Dir	12,100.00	4 Karo Sambhav Private Limited	7,67,550.00
8 Travel & Communication-Programme Me	24,000.00	5 Society For Technology & Action for Rural Advancement	11,08,250.00
			6,01,568.20
			92,400.00
CARRIED OVER	Rs. 26,87,000.00	CARRIED OVER	Rs. 5,60,46,445.31
			1,44,42,699.80



[illegible]

EXPENDITURE		INCOME		TOTAL	
BROUGHT FORWARD		BROUGHT FORWARD		BROUGHT FORWARD	
	Rs.	Rs.P.		Rs.	Rs.P.
7 Roll Out Health Saving	12,800.00		1 The American India Foundation Trust	6,51,673.68	
8 Supervisor for SWM	7,000.00		2 Nestle India Limited	3,51,805.55	
	2,32,187.00		3 Watershed India	2,31,657.00	
Less :Own Contribution	34,700.00	1,97,487.00	4 Recty Network India Private Limited	1,91,750.00	
			5 Karo Sambhav Private Limited	2,48,831.80	
G. NESTLE PROJECT			6 Women Development Corporation (Short Stay Home)	2,66,991.31	
1 Documentation of Impact	30,000.00		7 Social Welfare Department (Apna Ghar)	3,52,679.00	
2 ICT Material	3,52,400.60		8 Social Welfare Department (Remand Home)	72,000.00	
3 Training Kits	10,86,828.00		9 Bihar State Aids Control Society	14,05,926.76	
4 Mobilization Cost	7,58,876.00		10 District Health Society	22,05,226.00	
5 Travel to Trainees	4,05,200.00		11 Charities Aid Foundation	44,315.00	
6 Misc./Casual & Contingency	1,71,070.55		12 C & K Management Limited	40,777.00	
7 Programme Manager	5,20,000.00		13 Society For Technology & Action for Rural Advancement	39,600.00	
8 Trainers Honorarium	2,51,000.00				61,03,233.10
9 Accountant	30,000.00				
10 Training Tools	1,71,797.00				
11 Project Coordinator	82,000.00				
12 Travel & Stay	4,31,099.00				
13 Venue Cost & Refreshment	6,34,411.00				
13 Organisation Overhead	4,17,297.40	53,41,979.55			
H. THE NAND & JEET KHEMKA FOUNDATION TRUST PROJECT					
1 Awareness Camps on Health & Education	7,50,115.00				
2 Capacity Building Workshop	51,455.00				
3 Wall Writing	1,48,660.00				
4 Handout, Banners & Flex for State Level	4,410.00				
5 State Level Consultation Workshop	1,99,484.00				
6 Documentation Officer	2,71,107.00				
7 Staff Insurance	57,400.00				
8 Technical Expert	6,50,948.00				
9 Senior Manager	3,84,895.00				
10 Programme Manager	5,91,246.00				
11 Area Coordinators	11,70,667.00				
12 Field Officers	16,35,684.00				
13 Accountant	1,77,697.00				
14 Office Assistant	82,273.00				
15 Sanitation Officer	60,000.00				
16 Per Diem For Monitoring Travel	10,317.00				
17 Per Diem in Bhagalpur	2,42,781.00				
CARRIED OVER	Rs. 64,89,139.00	2,97,66,488.82	CARRIED OVER	Rs. 8,81,86,956.45	8,81,86,956.45

EXPENDITURE		Rs.....P.	INCOME		Rs.....P.
BROUGHT FORWARD		Rs.	2,97,66,488.82	BROUGHT FORWARD	
18	Per Diem for Travel Within Bihar	64,89,139.00			8,81,86,956.45
19	Travel Within Bihar	90,785.00			
20	Fuel Cost	23,178.00			
21	Repair & Maintenance of Vehicles	95,614.00			
22	Office Rent	19,593.00			
23	Stationery/Letterheads etc.	1,58,400.00			
24	Utilities	62,033.00			
25	Courier Cost	78,425.00			
26	Repair & Maintenance	5,943.00			
27	Internet Expenses	28,169.00			
28	Communication	24,784.00			
29	Auditor's Fees	77,891.00			
		23,300.00	71,77,254.00		
I. PLAN INTERNATIONAL (INDIA) PROJECT					
1	Health, Child Survival & Optimal Develop	23,74,450.00			
2	Child Protection	27,99,396.00			
3	Disaster Risk Reduction & Response	1,47,880.00			
4	Quality & Holistic Education	22,06,346.00			
5	Sponsorship Communications	2,33,247.00			
6	Water Sanitation & Hygiene	4,16,872.00			
7	Employability & Economic Empowermen	3,97,807.00			
8	Child Marriage & Child Labour Campaign	54,915.00			
9	Support Cost	4,84,252.00			
10	Support My School "SMS"	15,75,100.00	1,06,90,265.00		
J. SKOLL FOUNDATION PROJECT					
1	Bank Charges	34.95			
2	Travel	3,300.00	3,334.95		
K. WETLAND PROJECT					
1	Baseline Assessment of Wash	2,23,311.00			
2	Conduct Participatory Budgetary Exercis	1,49,889.00			
3	Base line Assessment at Block/District Le	1,44,546.00			
4	Needs Assessment for Different Stakehol	86,366.00			
5	Training for different Stakeholders	1,50,799.00			
6	Engagement with PRIs	1,66,503.00			
7	Panchayat-Workshop on Orientation	85,828.00			
8	Block & District Workshops Meetings	1,34,000.00			
9	Establishing Institutional Arrangements	1,76,240.00			
10	Field Office Rent	15,000.00	13,32,482.00		
CARRIED OVER		Rs.	4,89,69,824.77	CARRIED OVER	Rs.



EXPENDITURE		INCOME	
BROUGHT FORWARD	Rs.	Rs.....P.	BROUGHT FORWARD
L. BSACS (TI) PROJECT		4,89,69,824.77	Rs.....P.
1 Clinical Services-STI	1,85,800.00		8,81,86,956.45
2 Community Based Activities	19,074.00		
3 Human Resource Costs	12,03,396.00		
4 Infrastructure & Administration	1,87,288.75		
5 Transit Migrant Intervention	69,163.00		
6 Travel Costs	97,460.00	17,62,181.75	
M. CHARITIES AID FOUNDATION PROJECT		2,36,315.00	
Base Line Study Evaluation Cost			
N. IGNOU PROJECT			
1 Campaign Secretariat	74,400.00		
2 Office Assistant	38,400.00		
3 Assignment Evaluation	10,600.00		
4 Fees	3,600.00		
5 Communication	14,990.00		
6 Bank Charges	742.95		
7 Travel	16,000.00	1,58,732.95	
O. SHORT STAY HOME PROJECT			
1 Clerk(Typing & Accounting)	98,400.00		
2 Cook	96,678.00		
3 Expenditure Cost	29,854.00		
4 Expenses on Emergency & Medical Treat	1,937.00		
5 Expenses on Food	83,028.00		
6 Expenses on Room Rent & Electricity	1,72,500.00		
7 Expenses on RTO	1,47,200.00		
8 Expenses on Toiletry for Victims	12,246.00		
9 Expenses on Training	5,653.00		
10 Expenses on Travelling for Victims	7,325.00		
11 Guard	2,28,042.00		
12 Office Expenses	58,347.55		
13 Peon	38,382.00		
14 Sweeper	23,933.00	10,03,525.55	
P. HELPAGE INDIA PROJECT			
1 Handholding Support	2,45,000.00		
2 Tiffin/Catering Services for Delhi	20,926.50		
3 Project Administration Cost	52,274.55	3,18,201.05	
CARRIED OVER	Rs.	5,24,48,781.07	CARRIED OVER
			Rs.
			8,81,86,956.45




EXPENDITURE		Rs.....P.		INCOME		Rs.....P.	
BROUGHT FORWARD		Rs.		5,24,48,781.07		BROUGHT FORWARD	
Q. APNA GHAR PROJECT		Rs.		Rs.		8,81,86,956.45	
1 Cook 2 EPF Expenses 3 Guard 4 Helper 5 House Mother 6 Overhead & Institutional Support Cost 7 Sweeper 8 Tailor(Part Time) 9 Teacher(Music/Art/Drawing) 10 Teacher(Science/Art/G.K) 11 Teacher(Yoga) 12 Washerman		90,000.00 2,14,165.00 4,31,612.00 72,000.00 2,62,524.00 1,42,195.00 1,43,612.00 68,128.00 1,32,000.00 2,60,747.00 1,28,452.00 69,600.00		20,15,035.00			
R. UTTAR RAKSHA GRIH PROJECT		Rs.		Rs.			
1 Sevika 2 Overhead & Institutional Cost		4,00,680.00 30,159.00		4,30,839.00			
S. NRC PROJECT		Rs.		Rs.			
1 ANM 2 Assistant 3 CBC Extender 4 Cook 5 Feeding Demonstrator 6 Pedestrian 7 Batch Running Expenses		11,04,000.00 1,40,600.00 1,44,000.00 72,000.00 1,44,000.00 3,60,000.00 10,08,176.00		29,72,776.00			
T. RECITY PROJECT		Rs.		Rs.			
1 Base Line Survey 2 Training 3 Implementation 4 Evaluation 5 Report on Programme Strengthening 6 Travel 7 Contingency of Human Resources 8 Interest on GST		4,96,561.00 3,32,648.00 30,000.00 75,000.00 1,22,300.00 1,30,233.00 65,761.66 3,150.00		12,55,653.66			
U. KARO SAMBHAV PROJECT		Rs.		Rs.			
1 Human Resources 2 Travel & Communication 3 Warehouse Expenses		5,70,000.00 74,000.00 1,00,000.00		7,44,000.00			
CARRIED OVER		Rs.		5,91,23,084.73		CARRIED OVER	
		Rs.		Rs.		8,81,86,956.45	



EXPENDITURE		INCOME	
BROUGHT FORWARD	Rs.	Rs.....P.	Rs.....P.
4 Overhead Cost	7,44,000.00	5,91,23,084.73	8,81,86,956.45
5 Interest on GST	64,400.00		
	2,900.00	8,11,300.00	
V. NABARD DHANBAAD PROJECT			
1 Honorarium	12,94,915.00		
2 Office Expenses	40,826.00		
3 Training	3,25,000.00		
4 Stationery	10,130.00		
5 Office Rent	1,25,819.00	17,96,690.00	
W. NABARD PATNA PROJECT			
1 Honorarium	5,59,479.00		
2 Rent	98,100.00		
3 Repair & Maintenance	11,700.00		
4 Training	1,49,253.00	8,18,532.00	
X. NABARD(POP) PROJECT			
1 Honorarium	54,928.00		
2 Professional Fees	25,000.00		
3 Revolving Fund Assistance	50,000.00		
4 Training	96,322.00		
5 Audit Fees	5,750.00	2,32,000.00	
Y. NABARD GAYA PROJECT			
1 Honorarium	82,000.00		
2 Training	1,80,000.00		
3 Travel	9,380.00	2,71,380.00	
Z. C&K MANAGEMENT			
Consultancy Expenses		40,777.00	
AA. MAHINDRA & MAHINDRA FINANCIAL SERVICES PROJECT			
Consultancy Expenses		37,78,402.00	
AB. NAGAR PARISHAD PHULWARI			
Honorarium		22,050.00	
AC. TATA CAPITAL FINANCIAL SERVICES PROJECT			
Consultancy Expenses		24,13,868.00	
CARRIED OVER	Rs.	6,93,08,083.73	Rs.
		CARRIED OVER	Rs.
			8,81,86,956.45



EXPENDITURE		Rs. P.		INCOME		Rs. P.	
BROUGHT FORWARD		Rs.		BROUGHT FORWARD		Rs.	
AD. TMI PROJECT							
1	Bank Charges	178.00					
2	Communication	11,880.00					
3	Electricity	27,805.00					
4	Honorarium	1,65,000.00					
5	Meeting	70,700.00					
6	Office Expenses	6,086.00					
7	Office Rent	1,35,450.00					
8	Repair & Maintenance	5,750.00					
9	Volunteers	70,900.00					
10	Travel	32,286.00		5,26,035.00			
AE. ADMINISTRATIVE EXPENSES							
1	Awareness on Hygiene	3,55,302.00					
2	Bank Charges	11,671.36					
3	Electricity Expenses	1,57,585.00					
4	Honorarium	39,700.00					
5	Professional Fees	76,700.00					
6	DD Charges	3,139.70					
7	Salary	3,32,230.00					
8	Tender Expenses	5,000.00					
9	Insurance	4,078.00					
10	Legal Fees	11,500.00					
11	Repair & Maintenance	4,650.00					
12	Travel	16,784.00					
13	Internet Charges	10,384.00					
14	Interest on TDS	70.00					
15	Interest on Loan	16,543.18					
16	Late Fine Charges	3,350.00					
17	Miscellaneous Expenses	1,01,953.42					
18	Purchase of Waste Materials	6,74,800.00		18,25,440.66			
AF. EXPENSES AGAINST RE-IMBURSEMENT							
1	Nestle Project	1,50,811.00					
2	TNUKFT Project	90,234.00					
3	Skoll Foundation Project	49,776.00					
4	World Economic Forum	53,239.00					
5	BSACS(TI) Project	15,660.00					
6	Recty Network India Private Limited	3,740.00					
7	Karo Sambhav Private Limited	42,297.00					
8	Tata Institute of Social Science	34,697.00					
CARRIED OVER		Rs. 4,40,454.00		7,16,59,559.39		CARRIED OVER	
						Rs. 8,81,86,956.45	



EXPENDITURE		Rs.....P.	INCOME	Rs.....P.
BROUGHT FORWARD		Rs.	BROUGHT FORWARD	Rs.
9	Tata Steel Rural Development Society	4,40,454.00		
10	National Women Commission	30,500.00		
		5,13,037.00	9,83,991.00	
AG. GRANT REFUND TO JAL SEVA CHARITABLE FOUNDATION TRUST			1,00,095.00	
AH. DEPRECIATION			20,85,059.50	
AI. UNSPENT GRANT				
1	Actionaid India	26,706.50		
2	Actionaid Association	3,08,772.00		
3	ALF Livelihood	4,48,950.00		
4	EC	40,000.00		
5	FNV	64,105.13		
6	Charities Aid Foundation	3,056.54		
7	Freedom From Hunger India Trust	9,393.50		
8	Global Alliance For Improved Nutrition	44,82,389.27		
9	GHR	2,63,707.00		
10	Globalgiving	1,72,099.69		
11	Holdeen India	4,79,750.00		
12	Mamta	51,594.00		
13	Micro Insurance Academy	40,956.75		
14	The Nand & Jeet Khemka Foundation Trust	3,90,743.00		
15	Oxfame	8,392.00		
16	Plan India	15,89,744.00		
17	Save The Children(EU)	3,475.00		
18	Skoll Foundation	3,78,903.20		
19	Streetnet	36,313.64		
20	NABARD	4,88,929.10		
21	IGNOU	64,434.54		
22	N.R. Management (GSF)	8,05,276.22		
23	Give India	9,516.00		
24	Sponsorship	24,877.00		
25	CEE	31,424.06		
26	Agha Khan Foundation	9,03,373.00		
27	TISS	500.00		
28	DRDA	1,21,214.00		
29	PHED	7,045.00		
30	PWESCR	6,473.00		
31	Mahindra & Mahindra Financial Services	1,33,544.00		
32	INDIGO	18,00,000.00		
33	TMI EZE Academy Private Limited	8,598.00	1,32,04,255.14	
CARRIED OVER		Rs.	8,80,32,960.03	CARRIED OVER
				Rs.
				8,81,86,956.45



EXPENDITURE	RS.P.	INCOME	RS.P.
BROUGHT FORWARD	8,80,32,960.03	BROUGHT FORWARD	8,81,86,956.45
SURPLUS			
Excess of Income over Expenditure Transferred to Balance Sheet	1,53,996.42		
TOTAL	8,81,86,956.45	TOTAL	8,81,86,956.45

Grand Plaza, Frazer Road
Patna, September 26, 2018

[Handwritten Signature]



In terms of our separate report of even date
For Jha & Associates
Chartered Accountants
Firm Registration Number: 01195C
Membership Number: 079294
Partner

NIDAN

REGD.OFFICE:-1A/12, NEW PATILPUTRA COLONY , PATNA-800 013

ADMN. OFFICE:-304, MAURYA TOWER, MAURYA LOK COMPLEX, PATNA-- 800 001

RECEIPTS AND PAYMENTS ACCOUNT FOR THE YEAR ENDED 31ST MARCH, 2018

RECEIPTS		Rs.....P.	PAYMENTS	Rs.....P.
OPENING BALANCES			A. ACTIONAID ASSOCIATION PROJECT	
(Unutilized Grant from Previous Year)			Recurring Expenses	
Cash & Bank Balances			1 Campaigning on Public Housing Scheme	3,000.00
(As Per Schedule B)		1,06,92,473.41	2 Registration of PIEs	7,970.00
			3 Meeting Between PIEs	53,625.00
			4 Training on Existing Labour Provisions	54,825.00
			5 IEC Materials	15,750.00
			6 Workers Facilitation/Resource Centre	2,226.00
			7 Exposure Visit	21,546.00
			8 Facilitation of self employment	19,800.00
			9 Leadership Training For Women	23,275.00
			10 Vocational Training held for the PIEs	48,000.00
			11 Volunteers	53,240.00
			12 District Level Coordinators	1,33,100.00
			13 Chief Functionaries	72,000.00
			14 Project Coordinator	2,92,820.00
			15 Community Mobilisers	2,66,200.00
			16 Per Diems	5,160.00
			17 Accountant	79,860.00
			18 Travel	84,000.00
			19 Office Rent	36,000.00
			20 Office Supplies	15,850.00
			21 Vehicle Hire for Project Visits	6,600.00
		5,38,82,457.55	22 Other Services--Telephone & Internet	5,280.00
			23 Visibility Actions	3,127.00
				13,03,254.00
CONTRACT FEES			THE AMERICAN INDIA FOUNDATION TRUST (EDUCATION) PROJECT	
			Recurring Expenses	
			1 Programme Coordination	3,60,496.00
			2 Pre-Primary Coverage	14,54,276.00
			3 Learning Resource Centre	4,54,272.00
CARRIED OVER		Rs. 1,16,75,822.20	CARRIED OVER	22,69,044.00
				13,03,254.00



RECEIPTS		Rs.P.	PAYMENTS		Rs.P.
BROUGHT FORWARD		Rs.	BROUGHT FORWARD		Rs.
7	Computer Age Management Services Private Limited	3,88,143.00	4	Community Engagement	60,100.00
8	C & K Management Limited	75,063.00	5	Programme Manager	2,69,742.00
9	Tata Capital Financial Services Limited	24,13,866.00	6	Accountant	52,014.00
10	TMI E2E Academy Private Limited	12,09,070.00	7	Travel & Communication-Programme Director	12,100.00
			8	Travel & Communication-Programme Manager	24,000.00
OTHER RECEIPTS			9	Stationery & Communication	11,513.00
1	Rent	87,000.00	10	Audit Fees	11,800.00
2	Interest on TDS Refund	6,77,814.00	11	Office Expenses	45,504.25
3	Sale of Waste Materials	6,80,967.00	12	Director-Programme Education	55,291.00
4	Misc. Receipt	92,264.00			28,11,108.25
5	Donation	1,84,305.00	C. CHARITIES AID FOUNDATION PROJECT		
6	Commission	9,633.34	Recurring Expenses		
7	Nagar Parishad Phulwarisharif	22,050.00	1	Development of Training Module	2,99,650.00
			2	Organizing Camps	2,98,260.00
EXPENSES REIMBURSEMENT			3	Trainers Honorarium & Training & Promotion Material	1,95,332.00
1	Nestle Project	1,83,698.00	4	Training Existing & Potential	3,97,859.00
2	TNUKFT Project	90,234.00	5	Field Executive	3,33,566.00
3	Skoll Project	1,40,347.00	6	Programme Coordinator	2,87,797.00
4	World Economic Forum	50,756.00	7	Travel & Communication	37,495.00
5	BSACS(TI) Project	15,000.00	8	NGO Overheads	2,04,652.00
6	Recity Network India Private Limited	3,740.00	9	Misc.(Bank Charges etc.)	115.46
7	Karo Sambhav Private Limited	42,297.00			20,54,726.46
8	Tata Institute of Social Science	34,697.00	D. GLOBAL ALLIANCE FOR IMPROVED NUTRITION (GAIN) PROJECT		
9	Tata Steel Rural Development Society	30,500.00	Recurring Expenses		
10	National Women Commission	5,13,037.00	1	Production	1,47,13,514.00
OWN CONTRIBUTION			2	Capacity Development	1,56,190.00
Healthy Worth Foundation Project			3	Project Manager	7,20,000.00
			4	Other Project Staff Cost	5,27,400.00
INTEREST FROM BANK			5	Technical Assistance/Resource Person	1,32,767.00
			6	Lumpsum Project Management Cost	8,27,403.70
INTEREST ON FIXED DEPOSIT			7	Overheads	6,96,536.90
			Non Recurring Expenses		
TAX DEDUCTED AT SOURCE RECOVERY			Laptop		60,000.00
					1,78,33,811.60
CARRIED OVER		Rs.	CARRIED OVER		Rs.
		8,82,56,127.90			2,40,02,900.31



RECEIPTS		Rs.P.	PAYMENTS		Rs.P.
BROUGHT FORWARD		Rs.	BROUGHT FORWARD		Rs.
SECURITY DEPOSIT RECOVERED			8,82,56,127.90		2,40,02,900.31
GST PAYABLE			1,00,000.00		
PF PAYABLE			81,138.05		
1 Actionaid Association Project		7,364.00	E. GLOBALGIVING PROJECT		
2 AIF Education Project		42,688.00	Recurring Expenses		
3 TNUKFT Project		83,816.00	1 Abolish Open Defecation from India Build Toilets		72,100.00
4 Plan Project		52,061.00	2 Help 3-6 Yrs. old Children for Pre-Primary		70,600.00
5 Apna Ghar Project		66,784.00	3 Save Severe Malnourished Children		1,31,000.00
6 NABARD Project		2,515.00	4 Overheads		10,421.96
TDS PAYABLE			2,55,228.00		2,84,121.96
1 AIF Education Project		1,000.00	F. HEALTHY WORTH FOUNDATION PROJECT		
2 CAF Project		11,373.00	Recurring Expenses		
3 GAIN Project		16,516.00	1 Awareness Meeting		28,570.00
4 Nestle Project		2,530.00	2 Conduct Mini Impact Study		40,400.00
5 TNUKFT Project		1,279.00	3 Cost of Facilitators		54,000.00
6 Plan Project		1,440.00	4 Cost of Coordinator		55,727.00
7 Wetland Project		44.00	5 Organise Health Camp & Linkages		30,690.00
8 BSACS(TI) Project		9,000.00	6 Part Time Accountant		3,000.00
9 SSH Project		62.00	7 Roll Out Health Saving		12,800.00
10 NRC Project		3,000.00	8 Supervisor for SWM		7,000.00
11 Tata Capital Financial Services Project		7,546.00	2,32,187.00		
EXPENSES PAYABLE			G. NESTLE PROJECT		
1 Actionaid Association Project		93,496.00	Recurring Expenses		
2 AIF Education Project		3,06,300.00	1 Documentation of Impact		30,000.00
3 CAF Project		1,39,367.00	2 ICT Material		3,52,400.60
4 CCH Project		50,400.00	3 Training Kits		10,86,828.00
5 GAIN Project		32,31,089.00	4 Mobilization Cost		7,58,876.00
6 Nestle Project		4,72,660.60	5 Travel to Trainees		4,05,200.00
7 TNUKFT Project		5,69,617.00	6 Misc./Casual & Contingency		1,71,070.55
8 PFI Project		14,100.00	7 Programme Manager		5,20,000.00
8 Plan Project		3,42,951.00	8 Trainers Honorarium		2,51,000.00
CARRIED OVER		Rs. 52,19,980.60	9 Accountant		30,000.00
			10 Training Tools		1,71,797.00
			11 Project Coordinator		82,000.00
			12 Travel & Stay		4,31,099.00
			13 Venue Cost & Refreshment		6,34,411.00
			13 Organisation Overhead		4,17,297.40
			53,41,979.55		
			2,98,61,188.82		

RECEIPTS		P.		P.	
BROUGHT FORWARD		Rs.	52,19,980.60	8,87,46,283.95	Rs.P.
9	Jal Seva Charitable Project	16,712.00			
10	Wetland Project	1,88,131.00			
11	BSACS(TI) Project	13,21,920.00			
12	CAF Project	2,14,230.00			
13	IGNOU Project	15,800.00			
14	Rotary Project	2,71,542.00			
15	SSH Project	5,14,802.00			
16	SPUR Project	8,00,095.00			
17	Helpage India Project	3,66,176.00			
18	UNICEF Project	17,726.00			
19	Apna Ghar Project	5,02,600.00			
20	Uttar Raksha Grih Project	1,36,080.00			
21	NRC Project	20,81,106.00			
22	Recity Network India Private Limited	2,62,000.00			
23	Karo Sambhav Project	2,31,900.00			
24	General Section	2,36,566.00			
25	TMI Project	9,42,065.00			
26	NABARD Project	1,73,007.00			
Recovery/Adjustment of Advance			1,35,12,438.60		
1	Actionaid Association Project	62,000.00			
2	AIF Education Project	8,547.00			
3	GAIN Project	35,33,923.00			
4	TNUKT Project	22,104.00			
5	Plan Project	18,200.00			
6	Jal Seva Charitable Project	22,115.00			
7	SSH Project	5,003.00			
8	Helpage India Project	1,268.00			
9	TMI Project	7,83,167.00			
10	General Section	1,27,128.00			
			45,83,455.00		
CARRIED OVER		Rs.	10,68,42,177.55	CARRIED OVER	Rs.



RECEIPTS		P.		P.	
BROUGHT FORWARD	Rs.	10,68,42,177.55	PAYMENTS	Rs.	3,73,47,362.82
			1. PLAN INTERNATIONAL (INDIA) PROJECT		
			Recurring Expenses		
			1 Health, Child Survival & Optimal Development	23,74,450.00	
			2 Child Protection	27,99,396.00	
			3 Disaster Risk Reduction & Response	1,47,880.00	
			4 Quality & Holistic Education	22,06,346.00	
			5 Sponsorship Communications	2,33,247.00	
			6 Water Sanitation & Hygiene	4,16,872.00	
			7 Employability & Economic Empowerment	3,97,807.00	
			8 Child Marriage & Child Labour Campaign	54,915.00	
			9 Support Cost	4,84,252.00	
			10 Support My School "SMS"	15,75,100.00	
			Non Recurring Expenses		
			1 Camera	25,200.00	
			2 Printer	25,470.00	
			3 Pico Device	53,980.00	
			2 Laptop	62,800.00	
			3 Desktop	39,500.00	
					1,08,97,215.00
			J. SKOLL FOUNDATION PROJECT		
			Recurring Expenses		
			1 Bank Charges	34.95	
			2 Travel	3,300.00	
			Non Recurring Expenses		
			1 Air Conditioner	24,100.00	
					27,434.95
			K. WETLAND PROJECT		
			Recurring Expenses		
			1 Baseline Assessment of Wash	2,23,311.00	
			2 Conduct Participatory Budgetary Exercise	1,49,889.00	
			3 Base line Assessment at Block/District Level	1,44,546.00	
			4 Needs Assessment for Different Stakeholders	86,366.00	
			5 Training for different Stakeholders	1,50,799.00	
			6 Engagement with PRI's	1,66,503.00	
			7 Panchayat-Workshop on Orientation	85,828.00	
CARRIED OVER	Rs.	10,68,42,177.55	CARRIED OVER	Rs.	10,07,242.00
					4,82,72,012.77

RECEIPTS		P.		PAYMENTS		P.	
BROUGHT FORWARD	Rs.	10,68,42,177.55	BROUGHT FORWARD	Rs.	10,07,242.00	4,82,72,012.77	
			8 Block & District Workshops Meetings		1,34,000.00		
			9 Establishing Institutional Arrangements		1,76,240.00		
			10 Field Office Rent		15,000.00	13,32,482.00	
			L. BSACS (TI) PROJECT				
			Recurring Expenses				
			1 Clinical Services-STI		1,85,800.00		
			2 Community Based Activities		19,074.00		
			3 Human Resource Costs		12,03,396.00		
			4 Infrastructure & Administration		1,87,288.75		
			5 Transit Migrant Intervention		69,163.00		
			6 Travel Costs		97,460.00	17,62,181.75	
			M. CHARITIES AID FOUNDATION PROJECT				
			Recurring Expenses				
			Base Line Study Evaluation Cost			2,36,315.00	
			N. IGNOU PROJECT				
			Recurring Expenses				
			1 Campaign Secretariat		74,400.00		
			2 Office Assistant		38,400.00		
			3 Assignment Evaluation		10,600.00		
			4 Fees		3,600.00		
			5 Communication		14,990.00		
			6 Bank Charges		742.95		
			7 Travel		16,000.00	1,58,732.95	
			O. SHORT STAY HOME PROJECT				
			Recurring Expenses				
			1 Clerk(Typing & Accounting)		98,400.00		
			2 Cook		96,678.00		
			3 Expenditure Cost		29,854.00		
			4 Expenses on Emergency & Medical Treatment		1,937.00		
			5 Expenses on Food		83,028.00		
			6 Expenses on Room Rent & Electricity		1,72,500.00		
CARRIED OVER	Rs.	10,68,42,177.55	CARRIED OVER	Rs.	4,82,397.00	5,17,61,724.47	

Stamp: MAURYA TOWER, 3RD FLOOR, MAURYALOK COMPLEX, PATNA - 800 008

Stamp: JHA & ASSOCIATES, CHARTERED ACCOUNTANTS, PATNA

RECEIPTS		PAYMENTS	
BROUGHT FORWARD	Rs.	BROUGHT FORWARD	Rs.
	10,68,42,177.55		4,82,397.00
		7 Expenses on RTO	1,47,200.00
		8 Expenses on Toilettry for Victims	12,246.00
		9 Expenses on Training	5,653.00
		10 Expenses on Travelling for Victims	7,325.00
		11 Guard	2,28,042.00
		12 Office Expenses	58,347.55
		13 Peon	38,382.00
		14 Sweeper	23,933.00
			10,03,525.55
		P. HELPAGE INDIA PROJECT	
		Recurring Expenses	
		1 Handholding Support	2,45,000.00
		2 Tiffin/Catering Services for Delhi	20,926.50
		3 Project Administration Cost	52,274.55
			3,18,201.05
		Q. APNA GHAR PROJECT	
		Recurring Expenses	
		1 Cook	90,000.00
		2 EPF Expenses	2,14,165.00
		3 Guard	4,31,612.00
		4 Helper	72,000.00
		5 House Mother	2,62,524.00
		6 Overhead & Institutional Support Cost	1,42,195.00
		7 Sweeper	1,43,612.00
		8 Tailor(Part Time)	68,128.00
		9 Teacher(Music/Art/Drawing)	1,32,000.00
		10 Teacher(Science/Art/G.K)	2,60,747.00
		11 Teacher(Yoga)	1,28,452.00
		12 Washerman	69,600.00
			20,15,035.00
		R. UTTAR RAKSHA GRIH PROJECT	
		Recurring Expenses	
		1 Sevika	4,00,680.00
		2 Overhead & Institutional Cost	30,159.00
			4,30,839.00
CARRIED OVER	Rs.	CARRIED OVER	Rs.
	10,68,42,177.55		5,55,29,325.07



RECEIPTS		Rs.P.		PAYMENTS		Rs.P.	
BROUGHT FORWARD		Rs.		BROUGHT FORWARD		Rs.	
		10,68,42,177.55				5,55,29,325.07	
				<div>S. NRC PROJECT</div> <div>Recurring Expenses</div> <div><div>1 ANM</div><div>2 Assistant</div><div>3 CBC Extender</div><div>4 Cook</div><div>5 Feeding Demonstrator</div><div>6 Pedestrian</div><div>7 Batch Running Expenses</div></div> <div><div>11,04,000.00</div><div>1,40,600.00</div><div>1,44,000.00</div><div>72,000.00</div><div>1,44,000.00</div><div>3,60,000.00</div><div>10,08,176.00</div></div> <div>29,72,776.00</div>			
				<div>T. RECITY PROJECT</div> <div>Recurring Expenses</div> <div><div>1 Base Line Survey</div><div>2 Training</div><div>3 Implementation</div><div>4 Evaluation</div><div>5 Report on Programme Strengthening</div><div>6 Travel</div><div>7 Contingency of Human Resources</div><div>8 Interest on GST</div></div> <div><div>4,96,561.00</div><div>3,32,648.00</div><div>30,000.00</div><div>75,000.00</div><div>1,22,300.00</div><div>1,30,233.00</div><div>65,761.66</div><div>3,150.00</div></div> <div>12,55,653.66</div>			
				<div>U. KARO SAMBHAV PROJECT</div> <div>Recurring Expenses</div> <div><div>1 Human Resources</div><div>2 Travel & Communication</div><div>3 Warehouse Expenses</div><div>4 Overhead Cost</div><div>5 Interest on GST</div></div> <div><div>5,70,000.00</div><div>74,000.00</div><div>1,00,000.00</div><div>64,400.00</div><div>2,900.00</div></div> <div>8,11,300.00</div>			
				<div>V. NABARD DHANBAAD PROJECT</div> <div>Recurring Expenses</div> <div><div>1 Honorarium</div><div>2 Office Expenses</div><div>3 Training</div><div>4 Stationery</div></div> <div><div>12,94,915.00</div><div>40,826.00</div><div>3,25,000.00</div><div>10,130.00</div></div> <div></div>			
CARRIED OVER		Rs.		CARRIED OVER		Rs.	
		10,68,42,177.55				16,70,871.00	
						6,05,69,054.73	

Lower, 3rd Floor, Mauryalok Complex

1-PAITNA-304

NIDAN


Patna

JHA & ASSOCIATES

Chartered Accountants

Patna




RECEIPTS		P.P.		P.P.	
BROUGHT FORWARD	Rs.	10,68,42,177.55	BROUGHT FORWARD	Rs.	6,05,69,054.73
	Rs.	10,68,42,177.55	W. NABARD PATNA PROJECT Recurring Expenses	5 Office Rent 1,25,819.00	17,96,690.00
			1 Honorarium 5,59,479.00		
			2 Rent 98,100.00		
			3 Repair & Maintenance 11,700.00		
			4 Training 1,49,253.00		8,18,532.00
			X. NABARD(POP) PROJECT Recurring Expenses		
			1 Honorarium 54,928.00		
			2 Professional Fees 25,000.00		
			3 Revolving Fund Assistance 50,000.00		
			4 Training 96,322.00		
			5 Audit Fees 5,750.00		2,32,000.00
			Y. NABARD GAYA PROJECT Recurring Expenses		
			1 Honorarium 82,000.00		
			2 Training 1,80,000.00		
			3 Travel 9,380.00		2,71,380.00
			Z. C&K MANAGEMENT Recurring Expenses		
			Consultancy Expenses 40,777.00		
			AA. MAHINDRA & MAHINDRA FINANCIAL SERVICES PROJECT Recurring Expenses		
			Consultancy Expenses 37,78,402.00		
			AB. NAGAR PARISHAD PHULWARI Honorarium		22,050.00
CARRIED OVER	Rs.	10,68,42,177.55	CARRIED OVER	Rs.	6,75,28,885.73




RECEIPTS		P.		Rs.	
BROUGHT FORWARD	Rs.	10,68,42,177.55	BROUGHT FORWARD	Rs.	6,75,28,885.7
		AC. TATA CAPITAL FINANCIAL SERVICES PROJECT Recurring Expenses Consultancy Expenses		24,13,868.00	
		AD. TMI PROJECT Recurring Expenses <ol style="list-style-type: none"> Bank Charges 178.00 Communication 11,880.00 Electricity 27,805.00 Honorarium 1,65,000.00 Meeting 70,700.00 Office Expenses 6,086.00 Office Rent 1,35,450.00 Repair & Maintenance 5,750.00 Volunteers 70,900.00 Travel 32,286.00 		5,26,035.00	
		AE. ADMINISTRATIVE EXPENSES Recurring Expenses <ol style="list-style-type: none"> Awareness on Hygiene 3,55,302.00 Bank Charges 11,671.36 Electricity Expenses 1,57,585.00 Honorarium 39,700.00 Professional Fees 76,700.00 DD Charges 3,139.70 Salary 3,32,230.00 Tender Expenses 5,000.00 Insurance 4,078.00 Legal Fees 11,500.00 Repair & Maintenance 4,650.00 Travel 16,784.00 Internet Charges 10,384.00 Interest on TDS 70.00 Interest on Loan 16,543.18 Late Fine Charges 3,350.00 			
		10,68,42,177.55	CARRIED OVER	Rs. 10,48,687.24	7,04,68,788.73
CARRIED OVER	Rs.				

RECEIPTS		Rs. P.	PAYMENTS		Rs. f
BROUGHT FORWARD	Rs.	10,68,42,177.55	BROUGHT FORWARD	Rs.	7,04,68,788.7
			17 Miscellaneous Expenses 1,01,953.42 18 Purchase of Waste Materials 6,74,800.00 Non Recurring Expenses 1 E Rickshaw 1,55,000.00 19,80,440.6		
			AF. EXPENSES AGAINST RE-IMBURSEMENT 1 Nestle Project 1,50,811.00 2 TNUKFT Project 90,234.00 3 Skoll Foundation Project 49,776.00 4 World Economic Forum 53,239.00 5 BSACS(TI) Project 15,660.00 6 Recty Network India Private Limited 3,740.00 7 Karo Sambhav Private Limited 42,297.00 8 Tata Institute of Social Science 34,697.00 9 Tata Steel Rural Development Society 30,500.00 10 National Women Commission 5,13,037.00 9,83,991.00		
			AG. GRANT REFUND 1 Plan India 3,41,663.00 2 Jal Seva Charitable Foundation Trust 1,00,095.00 4,41,758.00		
			AH. LOAN REPAYMENT TO MAHINDRA & MAHINDRA FINANCIAL SERVICES		1,64,056.87
			AI. TAX DEDUCTED AT SOURCE		3,47,796.43
			AJ. SECURITY DEPOSIT		5,35,000.00
			AK. SERVICE TAX PAYABLE		5,51,906.00
			AL. PF PAYABLE		
			1 Actionaid Association Project 10,066.00		
			2 AIF Education Project 1,07,826.00		
			3 TNUKFT Project 72,255.00		
			4 Water Aid Project 21,075.00		
			5 NABARD Project 15,751.00		2,26,973.00
CARRIED OVER	Rs.	10,68,42,177.55	CARRIED OVER	Rs.	7,57,00,710.64



RECEIPTS		Rs.P.		PAYMENTS		Rs.P.	
BROUGHT FORWARD		Rs.		BROUGHT FORWARD		Rs.	
		10,68,42,177.55		AM. TDS PAYABLE 1 AIF Education Project 11,850.00 2 GAIN Project 6,775.00 3 Healthy Worth Foundation Project 149.00 4 TNUKFT Project 2,228.00 5 Plan India Project 7,429.00 6 Water Aid Project 900.00 7 Wetland Project 18.00 8 BSACS(TI) Project 15,000.00 9 SSH Project 500.00 10 Helpage India Project 1,263.00 11 TMI Project 35,806.00 AN. LOANS & ADVANCES 1 Actionaid Association Project 71,346.00 2 AIF Education Project 8,500.00 3 CAF Project 5,840.00 4 GAIN Project 4,70,802.00 5 Globalgiving Project 2,62,000.00 6 Nestle Project 69,738.00 7 TNUKFT Project 17,772.00 8 Plan India Project 25,000.00 9 Skoll Foundation Project 2,40,000.00 10 Wetland Project 2,200.00 11 SSH Project 5,573.00 12 Helpage India Project 1,279.00 13 Apna Ghar Project 2,199.00 14 Uttar Raksha Grin Project 1,080.00 15 Karo Sambhav Project 65,471.00 16 TMI Project 2,87,404.00 17 General Section 0.49 15,36,204.4		7,57,00,710.6	
CARRIED OVER		Rs.		CARRIED OVER		Rs.	
		10,68,42,177.55				7,73,18,833.1	

RECEIPTS		Rs.....P.	PAYMENTS		Rs.....P
BROUGHT FORWARD	Rs.	10,68,42,177.55	BROUGHT FORWARD	Rs.	7,73,18,833.13
	Rs.		AO. EXPENSES PAYABLE		
			1 Actionaid Association Project	74,848.00	
			2 AIF Education Project	5,52,709.00	
			3 CCH Project	54,671.00	
			4 GAIN Project	19,37,711.00	
			5 Healthy Worth Foundation Project	1,31,500.00	
			6 Nestle Project	38,600.00	
			7 TNUKFT Project	3,46,878.00	
			8 PFI Project	49,480.00	
			9 Plan India Project	4,04,933.00	
			10 Jal Seva Charitable Project	16,712.00	
			11 Wetland Project	1,33,538.00	
			12 BSACS(TI) Project	9,62,811.00	
			13 CAF Project	4,00,125.00	
			14 IGNOU Project	15,400.00	
			15 Rotary Project	4,22,735.00	
			16 SSH Project	1,98,394.00	
			17 SPUR Project	9,19,175.00	
			18 Helpage India Project	1,87,361.00	
			19 Youthreach Project	76,400.00	
			20 UNICEF Project	4,54,469.00	
			21 Apna Ghar Project	6,40,869.00	
			22 Uttar Raksha Grih Project	1,30,396.00	
			23 NRC Project	26,42,994.00	
			24 MMC Project	25,000.00	
			25 General Section	2,71,577.00	
			26 TMI Project	11,71,577.00	
			27 National Women Commission Project (Reimbursement)	1,12,530.00	
			28 NABARD Project	96,249.00	
			29 TMI Project(Reimbursement)	1,18,368.00	
CARRIED OVER	Rs.	10,68,42,177.55	CARRIED OVER	Rs.	8,99,06,843.13



RECEIPTS		PAYMENTS	
BROUGHT FORWARD	Rs.	BROUGHT FORWARD	Rs.
		AP. CLOSING BALANCE	
		Cash & Bank Balance	
		(As Per Schedule-B)	
			1,69,35,334.4
TOTAL	RS.	TOTAL	RS.
	10,68,42,177.55		10,68,42,177.55

Grand Plaza, Frazer Road
Patna, September 26, 2018

In terms of our separate report of even date

For Jha & Associate
Chartered Accountant

Firm Registration Number: 01195

Membership Number: 07929




[Handwritten signature]

NIDAN

REGD.OFFICE:-1A/12, NEW PATILPUTRA COLONY , PATNA-800 013
ADMN. OFFICE:-304, MAURYA TOWER, MAURYA LOK COMPLEX, PATNA- 800 001

SCHEDULE:- A: FIXED ASSETS

SL No.	DESCRIPTION OF ASSETS	RATE OF DEPRECIATION	GROSS BLOCK			DEPRECIATION			NET BLOCK	
			AS ON 01.04.2017	ADDITION DURING THE YEAR	TOTAL	UP TO 31.03.2017	FOR THE YEAR	TOTAL	AS AT 31.03.2018	AS AT 31.03.2017
A. AAI PROJECT										
1	Vehicle	15%	184272.00	-	1,84,272.00	1,47,994.00	5,442.00	1,53,436.00	30,836.00	36,278.00
2	Camera	15%	38,786.00	-	38,786.00	22,324.00	2,469.00	24,793.00	13,993.00	16,462.00
3	Computer, UPS, Printer & Fax	40%	1,37,744.00	-	1,37,744.00	1,28,170.00	3,830.00	1,32,000.00	5,744.00	9,574.00
4	Furniture & Fixtures	10%	14,230.00	-	14,230.00	8,842.00	539.00	9,381.00	4,849.00	5,388.00
5	Fan	10%	2,816.00	-	2,816.00	1,834.00	98.00	1,932.00	884.00	982.00
6	Generator	15%	22,220.00	-	22,220.00	17,845.00	656.00	18,501.00	3,719.00	4,375.00
TOTAL (A)			RS. 4,00,068.00	-	4,00,068.00	3,27,009.00	13,034.00	3,40,043.00	60,025.00	73,059.00
B. CRY PROJECT										
1	Furniture & Fixtures	10%	2,150.00	-	2,150.00	1,401.00	75.00	1,476.00	674.00	749.00
2	Dari	10%	900.00	-	900.00	587.00	31.00	618.00	282.00	313.00
3	Almirah	10%	4,800.00	-	4,800.00	3,127.00	167.00	3,294.00	1,506.00	1,673.00
4	Box	10%	5,980.00	-	5,980.00	3,895.00	209.00	4,104.00	1,876.00	2,085.00
5	Moped	15%	41,562.00	-	41,562.00	33,379.00	1,227.00	34,606.00	6,956.00	8,183.00
TOTAL (B)			RS. 55,392.00	-	55,392.00	42,389.00	1,709.00	44,098.00	11,294.00	13,003.00
C. HOLDEEN INDIA PROJECT										
1	Camera	15%	28,645.00	-	28,645.00	23,005.00	846.00	23,851.00	4,794.00	5,640.00
2	Cannon Automatic Photo Copier	15%	86,624.00	-	86,624.00	69,570.00	2,558.00	72,128.00	14,496.00	17,054.00
3	Computer	40%	1,94,498.00	-	1,94,498.00	1,94,478.00	8.00	1,94,486.00	12.00	20.00
4	Furniture & Fixtures	10%	77,180.00	-	77,180.00	50,269.00	2,691.00	52,960.00	24,220.00	26,911.00
5	Music System	15%	7,640.00	-	7,640.00	6,136.00	226.00	6,362.00	1,278.00	1,504.00
6	Office Equipment	15%	1,28,263.73	-	1,28,263.73	1,03,012.00	3,788.00	1,06,800.00	21,463.73	25,251.73
7	VCP-R	15%	7,700.00	-	7,700.00	6,184.00	227.00	6,411.00	1,289.00	1,516.00
8	Motor Cycle	15%	40,679.00	-	40,679.00	32,670.00	1,201.00	33,871.00	6,808.00	8,009.00
TOTAL (C)			RS. 5,71,229.73	-	5,71,229.73	4,85,324.00	11,545.00	4,96,869.00	74,360.73	85,905.73
D. F.N.V. PROJECT										
1	Computer System	40%	1,48,659.00	-	1,48,659.00	1,48,641.00	7.00	1,48,648.00	11.00	18.00
2	EPBAX	15%	23,500.00	-	23,500.00	18,873.00	694.00	19,567.00	3,933.00	4,627.00
3	Xerox Machine	15%	1,25,000.00	-	1,25,000.00	1,00,391.00	3,691.00	1,04,082.00	20,918.00	24,609.00
4	Furniture	10%	47,070.00	-	47,070.00	30,658.00	1,641.00	32,299.00	14,771.00	16,412.00
TOTAL (D)			RS. 3,44,229.00	-	3,44,229.00	2,98,563.00	6,033.00	3,04,596.00	39,633.00	45,666.00



J. FUND FOR GLOBAL HUMAN RIGHTS										
1	Computer	40%	25,650.00	-	25,650.00	25,647.00	1.00	25,648.00	2.00	3.00
2	Furniture & Fixture	10%	6,450.00	-	6,450.00	4,202.00	225.00	4,427.00	2,023.00	2,248.00
TOTAL (J)			32,100.00	-	32,100.00	29,849.00	226.00	30,075.00	2,025.00	2,251.00
K.	WATER AID PROJECT									
1	Motor Cycle & Scoot	15%	1,66,654.00	-	1,66,654.00	94,165.00	10,873.00	1,05,038.00	61,616.00	72,489.00
2	Computer & Laptop	40%	1,25,890.00	-	1,25,890.00	1,18,698.00	2,877.00	1,21,575.00	4,315.00	7,192.00
3	GPRS	15%	13,100.00	-	13,100.00	5,658.50	1,116.00	6,774.50	6,325.50	7,441.50
4	Digital Camera	15%	24,740.00	-	24,740.00	14,806.00	1,490.00	16,296.00	8,444.00	9,934.00
TOTAL (K)			3,30,384.00	-	3,30,384.00	2,33,327.50	16,356.00	2,49,683.50	80,700.50	97,056.50
L	Plan International									
1	Computer	40%	2,12,958.00	1,02,300.00	3,15,258.00	2,10,736.00	41,809.00	2,52,545.00	62,713.00	2,222.00
2	Furniture & Fixture	10%	1,94,996.00	-	1,94,996.00	54,705.00	14,029.00	68,734.00	1,26,262.00	1,40,291.00
3	Motor Cycle	15%	2,77,774.00	-	2,77,774.00	1,79,463.00	14,747.00	1,94,210.00	83,564.00	98,311.00
4	Laptop	40%	1,27,150.00	-	1,27,150.00	1,26,122.00	411.00	1,26,533.00	617.00	1,028.00
5	Almirah	10%	49,920.00	-	49,920.00	25,221.00	2,470.00	27,691.00	22,229.00	24,699.00
6	Fogging Machine	15%	87,580.00	-	87,580.00	48,721.00	5,829.00	54,550.00	33,030.00	38,859.00
7	Camera	15%	60,750.00	25,200.00	85,950.00	27,605.00	6,862.00	34,467.00	51,483.00	33,145.00
8	Projector/Picco Device	15%	69,689.00	53,980.00	1,23,669.00	38,768.00	8,686.50	47,454.50	76,214.50	30,921.00
9	Printer	40%	-	25,470.00	25,470.00	-	10,188.00	10,188.00	15,282.00	-
10	Generator	15%	82,600.00	-	82,600.00	51,448.00	4,673.00	56,121.00	26,479.00	31,152.00
11	Software	40%	13,550.00	-	13,550.00	13,203.00	139.00	13,342.00	208.00	347.00
12	Xerox Machine	15%	89,250.00	-	89,250.00	42,661.00	6,988.00	49,649.00	39,601.00	46,589.00
13	Water Cooler	15%	55,489.00	-	55,489.00	16,364.00	5,869.00	22,233.00	33,256.00	39,125.00
14	Inverter	15%	53,200.00	-	53,200.00	15,604.00	5,639.00	21,243.00	31,957.00	37,596.00
TOTAL (L)			13,74,906.00	2,06,950.00	15,81,856.00	8,50,621.00	1,28,339.50	9,78,960.50	6,02,895.50	5,24,285.00
M	SAVE THE CHILDREN									
1	Camera	15%	87,594.00	-	87,594.00	73,961.00	2,045.00	76,006.00	11,588.00	13,633.00
2	Furniture & Fixture	10%	22,700.00	-	22,700.00	16,180.00	652.00	16,832.00	5,868.00	6,520.00
3	Computer-Laptop-Hard Disk	40%	99,406.00	-	99,406.00	98,349.00	423.00	98,772.00	634.00	1,057.00
TOTAL (M)			2,09,700.00	-	2,09,700.00	1,88,490.00	3,120.00	1,91,610.00	18,090.00	21,210.00
N	CBHI									
1	Motor Cycle	15%	87,775.00	-	87,775.00	61,746.00	3,904.00	65,650.00	22,125.00	26,029.00
2	Computer-Laptop	40%	1,70,950.00	-	1,70,950.00	1,70,754.00	78.00	1,70,832.00	118.00	196.00
3	Mobile Phones	15%	22,600.00	-	22,600.00	14,479.00	1,218.00	15,697.00	6,903.00	8,121.00
TOTAL (N)			2,81,325.00	-	2,81,325.00	2,46,979.00	5,200.00	2,52,179.00	29,146.00	34,346.00
O	MAMTA									
1	Furniture & Fixture	10%	59,889.00	-	59,889.00	31,768.00	2,812.00	34,580.00	25,309.00	28,121.00
2	Computer-Laptop	40%	30,000.00	-	30,000.00	29,966.00	14.00	29,980.00	20.00	34.00
TOTAL (O)			89,889.00	-	89,889.00	61,734.00	2,826.00	64,560.00	25,329.00	28,155.00
P	CORE AID									
1	Attendance Device	15%	34,876.00	-	34,876.00	24,534.00	1,551.00	26,085.00	8,791.00	10,342.00
2	Computer	40%	29,500.00	-	29,500.00	29,466.00	14.00	29,480.00	20.00	34.00
TOTAL (P)			64,376.00	-	64,376.00	54,000.00	1,565.00	55,565.00	8,811.00	10,376.00

SKOLL FOUNDATION										
2	Furniture & Fixtures	10%	6,33,157.00	-	6,33,157.00	3,91,242.20	24,191.00	4,15,433.20	2,17,723.80	2,41,914.80
1	Attendance Device	15%	39,165.00	-	39,165.00	20,253.50	2,837.00	23,090.50	16,074.50	18,911.50
3	Camera	15%	46,140.00	-	46,140.00	24,263.00	3,282.00	27,545.00	18,595.00	21,877.00
4	Computer, Laptop & Accessories	40%	2,14,372.80	-	2,14,372.80	2,11,688.60	1,074.00	2,12,762.60	1,610.20	2,684.20
5	Fan	15%	11,714.00	-	11,714.00	6,516.00	780.00	7,296.00	4,418.00	5,198.00
6	Generator	15%	1,10,800.00	-	1,10,800.00	61,638.00	7,374.00	69,012.00	41,788.00	49,162.00
7	Dustbins	15%	4,01,068.00	-	4,01,068.00	2,07,410.00	29,049.00	2,36,459.00	1,64,609.00	1,93,658.00
8	Trolley	15%	1,28,500.00	-	1,28,500.00	66,452.50	9,307.00	75,759.50	52,740.50	62,047.50
9	Mobile Phones	15%	72,539.00	-	72,539.00	32,532.35	6,001.00	38,533.35	34,005.65	40,006.65
10	Water Cooler & Filter	15%	30,776.00	-	30,776.00	17,120.00	2,048.00	19,168.00	11,608.00	13,656.00
11	A.C	15%	2,53,608.00	24,100.00	2,77,708.00	1,07,140.00	25,585.00	1,32,725.00	1,44,983.00	1,46,468.00
12	Almirah	15%	5,625.00	-	5,625.00	3,129.00	374.00	3,503.00	2,122.00	2,496.00
13	Electrical Equipment	15%	22,000.00	-	22,000.00	12,239.00	1,464.00	13,703.00	8,297.00	9,761.00
14	EPBX Machine	15%	9,975.00	-	9,975.00	5,549.00	664.00	6,213.00	3,762.00	4,426.00
15	Fax Machine	15%	6,825.00	-	6,825.00	3,530.00	494.00	4,024.00	2,801.00	3,295.00
16	Printer	40%	9,500.00	-	9,500.00	9,257.00	97.00	9,354.00	146.00	243.00
17	Xerox Machine	15%	1,28,500.00	-	1,28,500.00	66,120.00	9,357.00	75,477.00	53,023.00	62,380.00
18	Cycle	15%	3,350.00	-	3,350.00	1,111.50	336.00	1,447.50	1,902.50	2,238.50
19	Blower	15%	950.00	-	950.00	491.50	69.00	560.50	389.50	458.50
20	Building	10%	34,43,381.00	-	34,43,381.00	6,54,242.00	2,78,914.00	9,33,156.00	25,10,225.00	27,89,139.00
TOTAL (Z)			RS. 55,71,945.80	24,100.00	55,96,045.80	19,01,925.15	4,03,297.00	23,05,222.15	32,90,823.65	36,70,020.65
NAND & JEET KHEMKA FOUNDATION										
1	Camera	15%	47,500.00	-	47,500.00	15,575.50	4,789.00	20,364.50	27,135.50	31,924.50
2	Furniture & Fixtures	10%	99,340.00	-	99,340.00	21,931.50	7,741.00	29,672.50	69,667.50	77,408.50
3	Laptop & Computer	40%	2,59,400.00	1,90,500.00	4,49,900.00	2,18,084.00	92,726.00	3,10,810.00	1,39,090.00	41,316.00
4	Motorcycle	15%	3,03,436.00	59,920.00	3,63,356.00	1,14,619.00	37,311.00	1,51,930.00	2,11,426.00	1,88,817.00
5	Printer	40%	32,800.00	58,500.00	91,300.00	31,330.00	23,988.00	55,318.00	35,982.00	1,470.00
6	Projector	15%	49,150.00	-	49,150.00	13,640.00	5,327.00	18,967.00	30,183.00	35,510.00
7	Inverter	15%	18,600.00	-	18,600.00	1,395.00	2,581.00	3,976.00	14,624.00	17,205.00
TOTAL (AA)			RS. 8,10,226.00	3,08,920.00	11,19,146.00	4,16,575.00	1,74,463.00	5,91,038.00	5,28,108.00	3,93,651.00
GAIN										
1	Camera	15%	59,200.00	-	59,200.00	10,009.00	7,379.00	17,388.00	41,812.00	49,191.00
2	Laptop	40%	71,900.00	60,000.00	1,31,900.00	68,679.00	25,288.00	93,967.00	37,933.00	3,221.00
3	Printer	40%	29,500.00	-	29,500.00	28,178.00	529.00	28,707.00	793.00	1,322.00
TOTAL (AB)			RS. 1,60,600.00	60,000.00	2,20,600.00	1,06,866.00	33,196.00	1,40,062.00	80,538.00	53,734.00
BRAC										
1	Building	10%	4,24,500.00	-	4,24,500.00	80,655.00	34,385.00	1,15,040.00	3,09,460.00	3,43,845.00
TOTAL (AC)			RS. 4,24,500.00	-	4,24,500.00	80,655.00	34,385.00	1,15,040.00	3,09,460.00	3,43,845.00

AJ.	UNICEF PROJECT												
	1	Co-operative Furniture	10%	27,089.00	-	27,089.00	17,644.00	945.00	18,589.00	8,500.00	9,445.00		
	2	Furniture & Fixture	10%	10,490.00	-	10,490.00	6,833.00	366.00	7,199.00	3,291.00	3,657.00		
	3	Thela	10%	5,800.00	-	5,800.00	3,778.00	202.00	3,980.00	1,820.00	2,022.00		
	4	Weight Machine	15%	3,321.00	-	3,321.00	2,667.00	98.00	2,765.00	556.00	654.00		
5	Computer & Printer	40%	36,000.00	-	36,000.00	35,996.00	2.00	35,998.00	2.00	4.00			
TOTAL (AJ)		RS.	82,700.00	-	82,700.00	66,918.00	1,613.00	68,531.00	14,169.00	15,782.00			
AK.	CEE PROJECT												
	1	Recycle Paper Plant	15%	4,06,215.00	-	4,06,215.00	3,26,242.00	11,996.00	3,38,238.00	67,977.00	79,973.00		
	2	Plastic Recycle Machine	15%	2,28,939.00	-	2,28,939.00	1,83,867.00	6,761.00	1,90,628.00	38,311.00	45,072.00		
	3	Plastic Weaving Machine	15%	64,952.00	-	64,952.00	52,165.00	1,918.00	54,083.00	10,869.00	12,787.00		
TOTAL (AK)		RS.	7,00,106.00	-	7,00,106.00	5,62,274.00	20,675.00	5,82,949.00	1,17,157.00	1,37,832.00			
AL.	IGNOU PROJECT												
	1	A.C	15%	40,000.00	-	40,000.00	29,100.00	1,635.00	30,735.00	9,265.00	10,900.00		
	2	ALMIRAH	10%	3,952.00	-	3,952.00	2,157.00	180.00	2,337.00	1,615.00	1,795.00		
	3	Television & VCD	15%	32,800.00	-	32,800.00	26,343.00	969.00	27,312.00	5,488.00	6,457.00		
4	Printer	40%	24,400.00	-	24,400.00	23,963.00	175.00	24,138.00	262.00	437.00			
TOTAL (AL)		RS.	1,01,152.00	-	1,01,152.00	81,563.00	2,959.00	84,522.00	16,630.00	19,589.00			
AM.	WDC PROJECT												
	1	Motor Cycle	15%	60,000.00	-	60,000.00	48,188.00	1,772.00	49,960.00	10,040.00	11,812.00		
2	Computer	40%	25,190.00	-	25,190.00	25,188.00	1.00	25,189.00	1.00	2.00			
TOTAL (AM)		RS.	85,190.00	-	85,190.00	73,376.00	1,773.00	75,149.00	10,041.00	11,814.00			
AN.	SWM PROJECT												
	1	Vehicle	15%	1,37,54,717.00	-	1,37,54,717.00	98,50,579.00	5,85,621.00	1,04,36,200.00	33,18,517.00	39,04,138.00		
	2	Cycle	15%	2,100.00	-	2,100.00	1,687.00	62.00	1,749.00	351.00	413.00		
	3	Camera	15%	5,900.00	-	5,900.00	3,654.00	337.00	3,991.00	1,909.00	2,246.00		
	4	Fan	15%	3,400.00	-	3,400.00	2,309.00	164.00	2,473.00	927.00	1,091.00		
	5	Dustbin	15%	7,61,522.00	-	7,61,522.00	5,02,059.55	38,919.00	5,40,978.55	2,20,543.45	2,59,462.45		
6	Thela/Trolley	10%	-	-	-	-	-	-	-	-			
TOTAL (AN)		RS.	1,45,27,639.00	-	1,45,27,639.00	1,03,60,288.55	6,25,103.00	1,09,85,391.55	35,42,247.45	41,67,350.45			
AO.	HOSPITAL												
	1	Surgical Equipment	15%	1,30,264.00	-	1,30,264.00	1,04,619.00	3,847.00	1,08,466.00	21,798.00	25,645.00		
	2	Electrical Equipment	15%	13,776.00	-	13,776.00	11,064.00	407.00	11,471.00	2,305.00	2,712.00		
	3	Air Conditioner	15%	24,146.40	-	24,146.40	19,393.00	713.00	20,106.00	4,040.40	4,753.40		
4	Furniture & Fixture	10%	52,372.00	-	52,372.00	34,111.00	1,826.00	35,937.00	16,435.00	18,261.00			
TOTAL (AO)		RS.	2,20,558.40	-	2,20,558.40	1,69,187.00	6,793.00	1,75,980.00	44,578.40	51,371.40			
AP.	JMC PROJECT												
	1	Thela	10%	3,77,040.00	-	3,77,040.00	2,45,574.00	13,147.00	2,58,721.00	1,18,319.00	1,31,466.00		
TOTAL (AP)		RS.	3,77,040.00	-	3,77,040.00	2,45,574.00	13,147.00	2,58,721.00	1,18,319.00	1,31,466.00			



AQ. AGHA KHAN FOUNDATION											
1	Cycle	15%	30,074.00	-	30,074.00	20,219.05	1,478.00	21,697.05	8,376.95	9,854.95	
2	Laptop	40%	53,340.00	-	53,340.00	53,253.00	35.00	53,288.00	52.00	87.00	
3	Motor Cycle	15%	1,71,813.00	-	1,71,813.00	1,16,733.00	8,262.00	1,24,995.00	46,818.00	55,080.00	
	TOTAL (AQ)	RS.	2,55,227.00	-	2,55,227.00	1,90,205.05	9,775.00	1,99,980.05	55,246.95	65,021.95	
AR.	UNDP-NREGA PROJECT										
1	Furniture & Fixture	10%	24,111.00	-	24,111.00	12,776.00	1,134.00	13,910.00	10,201.00	11,335.00	
2	Computer	40%	79,150.00	-	79,150.00	79,058.00	37.00	79,095.00	55.00	92.00	
	TOTAL (AR)	RS.	1,03,261.00	-	1,03,261.00	91,834.00	1,171.00	93,005.00	10,256.00	11,427.00	
AS.	MAST PROJECT										
1	Computer	40%	3,39,750.00	-	3,39,750.00	3,38,358.00	557.00	3,38,915.00	835.00	1,392.00	
	TOTAL (AS)	RS.	3,39,750.00	-	3,39,750.00	3,38,358.00	557.00	3,38,915.00	835.00	1,392.00	
AT.	CCS PROJECT										
1	Laptop	40%	51,800.00	-	51,800.00	51,270.00	212.00	51,482.00	318.00	530.00	
	TOTAL (AT)	RS.	51,800.00	-	51,800.00	51,270.00	212.00	51,482.00	318.00	530.00	
AU.	SPUR PROJECT										
1	Camera	15%	7,800.00	-	7,800.00	3,369.00	665.00	4,034.00	3,766.00	4,431.00	
	TOTAL (AU)	RS.	7,800.00	-	7,800.00	3,369.00	665.00	4,034.00	3,766.00	4,431.00	
AV.	PWESCR PROJECT										
1	Computer	40%	2,52,079.00	-	2,52,079.00	2,40,786.50	4,517.00	2,45,303.50	6,775.50	11,292.50	
2	Furniture & Fixtures	15%	60,780.00	-	60,780.00	23,453.00	5,599.00	29,052.00	31,728.00	37,327.00	
	TOTAL (AV)	RS.	3,12,859.00	-	3,12,859.00	2,64,239.50	10,116.00	2,74,355.50	38,503.50	48,619.50	
AW.	TMI PROJECT										
1	Battery for Inverter	15%	11,200.00		11,200.00	4,322.00	1,032.00	5,354.00	5,846.00	6,878.00	
2	Scout	15%	55,309.00		55,309.00	4,148.00	7,674.00	11,822.00	43,487.00	51,161.00	
3	Mobile Phone	15%	3,300.00		3,300.00	1,274.00	304.00	1,578.00	1,722.00	2,026.00	
	TOTAL (AW)	RS.	69,809.00	-	69,809.00	9,744.00	9,010.00	18,754.00	51,055.00	60,065.00	
AX.	MAHINDRA PROJECT										
1	Computer	40%	37,050.00	-	37,050.00	26,676.00	4,150.00	30,826.00	6,224.00	10,374.00	
2	Mobile	15%	9,799.00	-	9,799.00	2,095.00	1,156.00	3,251.00	6,548.00	7,704.00	
3	Office Equipment	10%	8,700.00	-	8,700.00	1,262.00	744.00	2,006.00	6,694.00	7,438.00	
4	Television	15%	65,000.00	-	65,000.00	13,894.00	7,666.00	21,560.00	43,440.00	51,106.00	
	TOTAL (AX)	RS.	1,20,549.00	-	1,20,549.00	43,927.00	13,716.00	57,643.00	62,906.00	76,622.00	
AY.	NABARD-POP PROJECT										
1	Furniture & Fixtures	15%	47,722.00	-	47,722.00	5,343.00	13,515.00	18,858.00	28,864.00	42,379.00	
	TOTAL (A) TO (AY)	RS.	47,722.00	-	47,722.00	5,343.00	13,515.00	18,858.00	28,864.00	42,379.00	
			3,85,73,256.16	7,54,970.00	3,93,28,226.16	2,41,02,716.10	20,85,059.50	2,61,87,775.60	1,31,40,450.56	1,44,70,540.06	

Grand Plaza, Frazer Road
Patna, September 26, 2018

In terms of our separate report of even date

For Jha & Associates

Chartered Accountants

Firm Registration Number: 01195C

Partner

Membership Number: 079294



NIDAN
REGD.OFFICE:-1A/12, NEW PATLIPUTRA COLONY , PATNA-800 013
ADMN. OFFICE:-304, MAURYA TOWER, MAURYA LOK COMPLEX, PATNA- 800 001

SCHEDULE:-B:CASH & BANK BALANCES

S.N.	PARTICULARS	AS AT 31.03.2018	AS AT 31.03.2017
a.	Cash in hand	1,41,551.44	71,615.94
b.	In Bank Account with		
1	P.N.B. (FCRA) Account No.2910000100164846	13,58,709.73	9,26,349.39
2	P.N.B. (SUB FCRA) Account No. 28789	1,32,039.28	53,675.24
3	P.N.B. (SUB FCRA) Account No. 4653000100028814	18,22,294.00	22,02,997.00
4	B.O.B. (General) Account No.4814	22,279.46	26,020.81
5	B.O.B. (FWWB) Account No.16543	6,771.00	6,520.00
6	B.O.B. (Sponsorship) Account No.6396	13,41,845.85	9,67,072.95
7	B.O.B. Account No.18483/6437	1,660.00	1,660.00
8	B.O.B. (Unicef) Account No.17076	2,334.42	2,248.42
9	B.O.B. (RMK) Account No.30100005559	1,590.24	1,531.24
10	Syndicate Bank (LIC) Account No.12667	2,670.27	2,570.87
11	PNB A/C No.0282000100163625	5,677.00	5,469.00
12	B.O.B. Account No.24600100007673	2,545.00	2,451.00
13	PNB A/C No.4037000100046067	13,352.00	12,864.00
14	PNB A/C No.142000100359469	-	2,304.00
15	PNB A/C No.227206	3,654.22	22,367.49
16	PNB, A/C NO.-1518000101027369	2,395.82	2,307.82
17	BANK OF BARODA, 29610100008161	7,348.00	7,204.00
18	P.N.B Account No. 2910000100245789	18,92,753.20	2,78,102.99
19	P.N.B. (IGNOU) Account No.CD22609	26,170.54	31,198.49
20	P.N.B. Account No.247529	3,792.24	12,942.99
21	Central Bank A/c 3110773123	6,314.80	1,828.80
22	PNB A/C No.-55324	2,186.91	2,106.91
23	PNB A/C- 2910000100259676(GSF)	402.12	3,702.99
24	P.N.B. Account No.4037000101061878	3,086.69	20,659.24
25	P.N.B. Account No. 2910000100264094	1,440.72	-
26	PNB A/C- 2910000100260593(GSF)	2,216.49	2,204.84
27	P.N.B A/c No. 6023002100001122	36,236.59	36,489.54
28	P.N.B A/c 69628	14,168.99	14,168.99
29	P.N.B A/c No.6023000100049560	5,049.40	17,261.46
30	Fixed Deposit with		
1	PNB, Boring Road, Patna (FCRA)	49,74,638.00	29,12,768.00
2	PNB, Boring Road, Patna (NFCRA)	12,36,131.00	7,56,756.00
3	Bank of Baroda, Patna	38,62,029.00	22,85,053.00
		1,69,35,334.42	1,06,92,473.41

Grand Plaza, Frazer Road
Patna, September 26, 2018

In terms of our separate report of even date
For Jha & Associates
Chartered Accountants
Firm Registration Number: 01195C



[Signature]
Partner

Membership Number: 079294



NIDAN

REGD. OFFICE: 1A/12, NEW PATLIPUTRA COLONY, PATNA – 800013
ADMN. OFFICE: - 304, MAURYA TOWER, MAURYA LOK COMPLEX PATNA – 800 001

ACCOUNTING POLICIES & NOTES

1. The account has been prepared on accrual basis and in accordance with the normally accepted accounting principles.
2. i) Assets acquired during the year have been treated as Capital Fund.
ii) Depreciation on fixed assets as per the rates applicable under the Income Tax Act, 1961 has been provided in the financial statements.
3. The amount yet to be utilised for activities has been treated as 'Unutilised Grant'.
4. Loan loss provision done in earlier years and amounting to Rs.10,13,373.50 has been written off from Advances in the current financial year and no fresh loan loss provision has been made in the financial statements during the year.
5. Only those assets acquired during the year out of earmarked Grant and other Funds have been also treated as Capital Fund in the financial statements.

Grand Plaza, Frazer Road
Patna, September 26, 2018



For Jha & Associates
Chartered Accountants
Firm Registration Number: 01195C

Partner

Membership Number: 079294

NIDAN
REGD. OFFICE:- 1A/12, NEW PATLIPUTRA COLONY, PATNA
ADMN. OFFICE:-304, MAURYA TOWER, MAURYA LOK COMPLEX, PATNA- 800 001
PREVIOUS YEAR: 2017 - 2018
ASSESSMENT YEAR: 2018 - 2019

COMPLIANCE U/S 11 OF INCOME TAX ACT

TOTAL INCOME	Rs.....P.
85% Thereof	7,35,07,601.00
Amount actually applied for Charitable & Religious purposes	6,24,81,461.00
Shortfall in application set aside u/s 11(2)	7,36,62,672.00
	NIL

I. STATEMENT OF INCOME

a. Interest from Bank		10,04,840.40
b. Grant/Consultancy/Contract Fee		
1 Action Aid Association	15,00,000.00	
2 The American India Foundation Trust	26,44,032.00	
3 Charities Aid Foundation	20,46,129.00	
4 Global Alliance For Improved Nutrition	1,73,06,162.00	
5 Global Giving	2,35,712.55	
6 Healthy Worth Foundation	3,20,870.00	
7 Nestle India Limited	45,63,453.00	
8 The Nand & Jeet Khemka Foundation Trust	74,00,000.00	
9 Population Foundation of India	35,700.00	
10 Plan (International) India	1,07,91,932.00	
11 Watershed India	7,39,601.00	
12 Bihar State Aids Control Society	13,31,846.00	
13 Charities Aid Foundation	1,92,000.00	
14 IGNOU	1,53,305.00	
15 INDIGO	18,00,000.00	
16 Rotary South Asia Society	4,63,765.00	
17 NABARD	23,57,950.00	
18 Social Welfare Department	25,97,730.00	
19 District Health Society	34,31,806.00	
20 Recity Network India Private Limited	11,08,250.00	
21 Karo Sambhav Private Limited	6,01,568.20	
22 Society For Technology & Action for Rural Advancement	92,400.00	
23 Mahindra & Mahindra Financial Services Limited	38,44,068.00	
24 Computer Age Management Services Private Limited	3,88,143.00	
25 C & K Managment Limited	75,063.00	
26 TATA Capital Financial Services Limited	24,13,866.00	
27 TMI E2E Academy Private Limited	12,09,070.00	
28 Expenses Re-imburement	11,04,306.00	
		<u>7,07,48,727.75</u>

c. Other Receipts

TOTAL RS.

17,54,033.34

7,35,07,601.49

II. APPLICATION OF INCOME:

a. Through Income & Expenditure Account:

i. Activities

7,09,18,204.73

ii. Administrative & Management Expenses

18,25,440.66

7,27,43,645.39

b. Through Balance Sheet

7,54,970.00

c. Repayment of Loan

1,64,056.82

TOTAL RS.

7,36,62,672.21



INDIAN INCOME TAX RETURN ACKNOWLEDGEMENT

[Where the data of the Return of Income in Form ITR-1 (SAHAJ), ITR-2, ITR-3, ITR-4, ITR-5, ITR-6, ITR-7 transmitted electronically with digital signature]

Assessment Year
2018-19

PERSONAL INFORMATION AND THE DATE OF ELECTRONIC TRANSMISSION	Name				PAN	
	NIDAN				AAATN3715B	
	Flat/Door/Block No		Name Of Premises/Building/Village		Form No. which has been electronically transmitted	
	1A/12				ITR-7	
	Road/Street/Post Office		Area/Locality		Status	
			NEW PATLIPUTRA COLONY		AOP/BOI	
	Town/City/District		State		Pin/ZipCode	
	PATNA		BIHAR		Aadhaar Number/Enrollment ID	
			800013			
	Designation of AO(Ward/Circle)				Original or Revised	
DC/AC EXEMPTION CIR PATNA				ORIGINAL		
E-filing Acknowledgement Number				Date(DD/MM/YYYY)		
354788391291018				29-10-2018		
COMPUTATION OF INCOME AND TAX THEREON	1	Gross total income			1	0
	2	Deductions under Chapter-VI-A			2	0
	3	Total Income			3	0
	3a	Current Year loss, if any			3a	0
	4	Net tax payable			4	0
	5	Interest and Fee Payable			5	0
	6	Total tax, interest and Fee payable			6	0
	7	Taxes Paid	a	Advance Tax	7a	0
			b	TDS	7b	347796
			c	TCS	7c	0
			d	Self Assessment Tax	7d	0
			e	Total Taxes Paid (7a+7b+7c +7d)	7e	347796
	8	Tax Payable (6-7e)			8	0
9	Refund (7e-6)			9	347800	
10	Exempt Income	Agriculture		10	0	
		Others				

This return has been digitally signed by ARBIND SINGH in the capacity of EXECUTIVE DIRECTOR

having PAN ALRPS5555N from IP Address 117.214.71.151 on 29-10-2018 at PATNA

Dsc SI No & issuer 2446915724094999748CN=SafeScript sub-CA for RCAI Class 2 2014,OU=Sub-CA,O=Sify Technologies Limited,C=IN

DO NOT SEND THIS ACKNOWLEDGEMENT TO CPC, BENGALURU